

B F I N V E S T M E N T

BFUL/NSE/BSE/

April 16, 2016

The Secretary,
National Stock Exchange of India Ltd.
Exchange Plaza, Bandra-Kurla Complex
Bandra (E)
Mumbai 400 051
Symbol : BFINVEST

Dept. of Corporate Services
BSE Ltd.
Phiroze Jeejeebhoy Towers,
Dalal Street,
Mumbai 400 001.
Scrip Code - 533303

Kind Attn : Ms.Neha Gada, Manager,

Dear Sir,

Re :- Regulation 31 of SEBI (Listing Obligations and Disclosure Requirements) Regulations, 2015 – Shareholding pattern as on 31st March, 2016

As required under Regulation 31 of SEBI (Listing Obligations and Disclosure Requirements) Regulations, 2015 we are sending herewith shareholding pattern of the company in the prescribed format for the quarter ended 31st March, 2016.

Thanking you,

Yours faithfully,
For BF Investment Limited



J. G. Patwardhan
CEO & CFO

Encls :- As above.

CIN:L65993PN2009PLC134021



KALYANI
GROUP COMPANY

Correspondence Address:
Cyber City, Tower 15, Level 6, Office 602,
Magarpatta City, Hadapsar, Pune 411013.
Phone: +91-20-6629 2550/26

BF INVESTMENT LIMITED, MUNDHWA, PUNE CANTONMENT, PUNE 411 036, MAHARASHTRA, INDIA

Phone : +91-20-26822552, 26702777 Fax : +91-20-26823061

Email : bfinvestment@vsnl.net

BF INVESTMENT

Shareholding Pattern under Regulation 31 of SEBI (Listing Obligations and Disclosure Requirements) Regulations, 2015

1	Name of Listed Entity: BF Investment Limited
2	Scrip Code/Name of Scrip/Class of Security: 533303
3	Share Holding Pattern Filed under: Reg. 31(1)(a)/Reg. 31(1)(b)/Reg.31(1)(c)
a.	If under 31(1)(b) then indicate the report for Quarter ending
b.	If under 31(1)(c) then indicate date of allotment/extinguishment
4	Declaration: The Listed entity is required to submit the following declaration to the extent of submission of information:-

	Particulars	Yes*	No*
1	Whether the Listed Entity has issued any partly paid up shares?	No	No
2	Whether the Listed Entity has issued any Convertible Securities or Warrants?	No	No
3	Whether the Listed Entity has any shares against which depository receipts are issued?	No	No
4	Whether the Listed Entity has any shares in locked-in?	No	No
5	Whether any shares held by promoters are pledge or otherwise encumbered?	No	No

* If the Listed Entity selects the option 'No' for the questions above, the columns for the partly paid up shares, Outstanding Convertible Securities/Warrants, depository receipts, locked-in shares, No of shares pledged or otherwise encumbered by promoters, as applicable, shall not be displayed at the time of dissemination on the Stock Exchange website. Also wherever there is 'No' declared by Listed Entity in above table the values will be considered as 'Zero' by default on submission of the format of holding of specified securities.

GENERATED ON :14/04/2016

NSDL : 31/03/2016

CDSL :31/03/2016



BF INVESTMENT

BF Investment Limited


Table I - Summary Statement holding of specified securities

Category	Category of shareholder	Number of shareholders	No. of fully paid up equity shares held	No. of Partly paid-up equity shares held	No. of Depository Receipts	Total nos. shares held	Shareholding as a % of total no. of shares (calculated as per SCRR, 1957)	Number of Voting Rights held in each class of securities			No. of Shares Underlying Outstanding convertible securities (XI)= (VII)+(X) As a % of (A+B+C2)	Number of Locked in shares		Number of Shares pledged or		Number of equity shares held in dematerialised form
								No of Voting Rights	Class eg: X	Class eg: Y		Total	(a)	(b)	(a)	
(I)	(II)	(III)	(IV)	(V)	(VI)	(VII) = (IV)+(V)+(VI)	(VIII) As a % of (A+B+C2)	(IX)	(X)	(XI)= (VII)+(X) As a % of (A+B+C2)	(a)	(b)	(a)	(b)	(XIV)	
(A)	Promoter & Promoter Group	21	27386976	0	0	27386976	72.7069	0	27386976	72.7069	0	0.0000	0	0.0000	27386968	
(B)	Public	23869	10280652	0	0	10280652	27.2931	0	10280652	27.2931	0	0.0000	0	0.0000	7908120	
(C)	Non Promoter - Non Public	0	0	0	0	0	0.0000	0	0	0.0000	0	0.0000	0	0.0000	0	
(C1)	Shares Underlying DRs	0	0	0	0	0	0.0000	0	0	0.0000	0	0.0000	0	0.0000	0	
(C2)	Shares Held By Employee Trust	0	0	0	0	0	0.0000	0	0	0.0000	0	0.0000	0	0.0000	0	
	Total	23890	37667628	0	0	37667628	100.0000	0	0	100.0000	0	0.0000	0	0.0000	35295088	

GENERATED ON :14/04/2016

NSDL : 31/03/2016

CDSL :31/03/2016



BF INVESTMENT

BF Investment Limited
Table II - Statement showing shareholding pattern of the Promoter and Promoter Group

Category & Name of the shareholders	PAN	Nos. of shareholders	No. of fully paid up equity shares held	Partly paid-up equity shares held	Partly No. of shares underlying Depository Receipts	Total nos. shares held (VII) = (IV)+(V)+(VI)	Shareholding % calculated as per SCRR, 1957 As a % of (A+B+C2)	Number of Voting Rights held in each class of securities			No. of Shares underlying Outstanding and convertible securities (X) = (VII)+(X)	Shareholding, as assuming full conversion of convertible securities (XI) = (VII)+(X) As a % of (A+B+C2)	Number of Locked in shares		Number of Shares pledged or		Number of equity shares held in dematerialised form	
								No of Voting Rights	Class eg: X	Class eg: Y			Total	No. (a)	As a % of total Shares held(b)	No. (a)		As a % of total Shares held(b)
1 Indian Individuals / Hindu Undivided Family	(II)	8	102942	0	0	102942	0.2733	102942	0	102942	0.2733	0	0.0000	0	0.0000	0	102934	
Gaurishankar Neelkanth Kalyani	ABAPK7885J	1	63779	0	0	63779	0.1693	63779	0	63779	0.1693	0	0.0000	0	0.0000	0	63779	
Amit Babasaheb Kalyani	ABAPK7869A	1	28270	0	0	28270	0.0751	28270	0	28270	0.0751	0	0.0000	0	0.0000	0	28270	
Babasaheb Neelkanth Kalyani	ABIPK5782A	1	7204	0	0	7204	0.0191	7204	0	7204	0.0191	0	0.0000	0	0.0000	0	7204	
Rohini Gaurishankar Kalyani	ABGPK1583K	1	2000	0	0	2000	0.0053	2000	0	2000	0.0053	0	0.0000	0	0.0000	0	2000	
Dr. Meera Kheny	AFJPK6538F	1	700	0	0	700	0.0019	700	0	700	0.0019	0	0.0000	0	0.0000	0	700	
Ashok Kumar Kheny	AFJPK7508Q	1	581	0	0	581	0.0015	581	0	581	0.0015	0	0.0000	0	0.0000	0	581	
Sugandha Jai Hiremath	AAACPH8169D	1	400	0	0	400	0.0011	400	0	400	0.0011	0	0.0000	0	0.0000	0	400	
Sulochana Neelkanth Kalyani			8	0	0	8	0.0000	8	0	8	0.0000	0	0.0000	0	0.0000	0	0	
Central Government / State Government(s)		0	0	0	0	0	0.0000	0	0	0	0.0000	0	0.0000	0	0.0000	0	0	
Financial Institutions / Banks		0	0	0	0	0	0.0000	0	0	0	0.0000	0	0.0000	0	0.0000	0	0	
Any Other (Specify)		13	27284034	0	0	27284034	72.4336	27284034	0	27284034	72.4336	0	0.0000	0	0.0000	0	27284034	
Bodies Corporate		13	27284034	0	0	27284034	72.4336	27284034	0	27284034	72.4336	0	0.0000	0	0.0000	0	27284034	
Ajinkya Investment And Trading Company	AABCA5459K	1	10292103	0	0	10292103	27.3235	10292103	0	10292103	27.3235	0	0.0000	0	0.0000	0	10292103	
Sundaram Trading And Investment Pvt Ltd	AACCS6027N	2	9543068	0	0	9543068	25.3349	9543068	0	9543068	25.3349	0	0.0000	0	0.0000	0	9543068	
Ksf Holdings Private Limited	AABCK8510H	1	5054091	0	0	5054091	13.4176	5054091	0	5054091	13.4176	0	0.0000	0	0.0000	0	5054091	
Pih Finvest Company Limited	AAACP6085F	1	1424885	0	0	1424885	3.7828	1424885	0	1424885	3.7828	0	0.0000	0	0.0000	0	1424885	
Jannhavi Investment Private Limited	AAACI4428N	1	458514	0	0	458514	1.2173	458514	0	458514	1.2173	0	0.0000	0	0.0000	0	458514	
Amalgamated Trading Company Pvt.Ltd.	AAACR8546F	1	151674	0	0	151674	0.4027	151674	0	151674	0.4027	0	0.0000	0	0.0000	0	151674	
Kalyani Consultants Pvt.Ltd.	AAACK7314C	1	149500	0	0	149500	0.3969	149500	0	149500	0.3969	0	0.0000	0	0.0000	0	149500	
Dandakaranya Investment And Trading Pvt.Ltd.	AAACD7367E	1	95000	0	0	95000	0.2522	95000	0	95000	0.2522	0	0.0000	0	0.0000	0	95000	
Campanula Investment & Finance Pvt.Ltd	AAACC7261L	1	61389	0	0	61389	0.1630	61389	0	61389	0.1630	0	0.0000	0	0.0000	0	61389	
Cornflower Investment & Finance Pvt.Ltd	AAACC7259A	1	41900	0	0	41900	0.1112	41900	0	41900	0.1112	0	0.0000	0	0.0000	0	41900	



BF INVESTMENT

Hastinapur Investment & Trading Pvt.Ltd	AAACH15159G	1	6267	0	0	6267	0.0166	6267	0	0.0166	0	0.0166	0	0.0000	0	0.0000	6267
Dronacharya Investment & Trading Pvt.Ltd	AAACD7369L	1	5643	0	0	5643	0.0150	5643	0	0.0150	0	0.0150	0	0.0000	0	0.0000	5643
Sub Total (A)(1)		21	27386976	0	0	27386976	72.7069	27386976	0	72.7069	0	72.7069	0	0.0000	0	0.0000	27386968
2 Foreign																	
Individuals (Non-Resident Individuals / Foreign Individuals)		0	0	0	0	0	0.0000	0	0	0.0000	0	0.0000	0	0.0000	0	0.0000	0
(a) Government		0	0	0	0	0	0.0000	0	0	0.0000	0	0.0000	0	0.0000	0	0.0000	0
(b) Institutions		0	0	0	0	0	0.0000	0	0	0.0000	0	0.0000	0	0.0000	0	0.0000	0
(c) Foreign Portfolio Investor		0	0	0	0	0	0.0000	0	0	0.0000	0	0.0000	0	0.0000	0	0.0000	0
(d) Any Other (Specify)		0	0	0	0	0	0.0000	0	0	0.0000	0	0.0000	0	0.0000	0	0.0000	0
(e) Sub Total (A)(2)		0	0	0	0	0	0.0000	0	0	0.0000	0	0.0000	0	0.0000	0	0.0000	0
Total Shareholding Of Promoter And Promoter Group (A)= (A)(1)+(A)(2)		21	27386976	0	0	27386976	72.7069	27386976	0	72.7069	0	72.7069	0	0.0000	0	0.0000	27386968

Details of Shares which remain unclaimed may be given hear along with details such as number of shareholders, outstanding shares held in demat/unclaimed suspense account, voting rights which are frozen etc.

Note:

- (1) PAN would not be displayed on website of Stock Exchange(s)
 (2) The term 'Encumbrance' has the same meaning as assigned under regulation 28(3) of SEBI (Substantial Acquisition of Shares and Takeovers) Regulations, 2011.

GENERATED ON :14/04/2016

NSDL : 31/03/2016

CDSL : 31/03/2016




BF INVESTMENT

BF Investment Limited

Table III - Statement showing shareholding pattern of the Public shareholder

Category & Name of the shareholders	PAN	Nos. of shareholders	No. of fully paid up equity shares held	Partly paid-up equity shares held	No. of Total nos. shares held	Shareholding % calculate as per SCRR, 1957 As a % of (A+B+C2)	Number of Voting Rights held in each class of securities			No. of Shares Underlying Outstanding convertible securities	Shareholding, as a % assuming full conversion of convertible securities (XI)= (VII)+(X) As a % of (XII)	Number of Shares pledged or Locked in shares		Number of equity shares held in dematerialised form			
							No of Voting Rights	Class eg: X	Class eg: Y			Total as a % of (A+B+C)	No. (a)		As a % of total Shares held(b)	No. (a)	As a % of total Shares held
1 Institutions						(VIII) AS a % of (A+B+C2)	(VII) = (IV)+(V)+(VI)										
(a) Mutual Fund		8	333916	0	333916	0.8865	333916	0	333916	0.8865	0	0.0000	NA	333726			
(b) Venture Capital Funds		0	0	0	0	0.0000	0	0	0	0.0000	0	0.0000	NA	0			
(c) Alternate Investment Funds		0	0	0	0	0.0000	0	0	0	0.0000	0	0.0000	NA	0			
Foreign Venture Capital Investors		0	0	0	0	0.0000	0	0	0	0.0000	0	0.0000	NA	0			
(e) Foreign Portfolio Investor		7	264780	0	264780	0.7029	264780	0	264780	0.7029	0	0.0000	NA	264730			
(f) Financial Institutions / Banks		16	6251	0	6251	0.0166	6251	0	6251	0.0166	0	0.0000	NA	4547			
(g) Insurance Companies		1	160127	0	160127	0.4251	160127	0	160127	0.4251	0	0.0000	NA	160127			
(h) Provident Funds/ Pension Funds		0	0	0	0	0.0000	0	0	0	0.0000	0	0.0000	NA	0			
(i) Any Other (Specify)		0	0	0	0	0.0000	0	0	0	0.0000	0	0.0000	NA	0			
Sub Total (B)(1)		32	765074	0	765074	2.0311	765074	0	765074	2.0311	0	0.0000	NA	763130			
Central Government/ State Government(s)/ President of India																	
2 India																	
Sub Total (B)(2)		0	0	0	0	0.0000	0	0	0	0.0000	0	0.0000	NA	0			
3 Non-Institutions																	
(a) Individuals																	
i. Individual shareholders holding nominal share capital up to Rs. 2 lakhs.		22609	4821510	0	4821510	12.8001	4821510	0	4821510	12.8001	0	0.0000	NA	4036164			
ii. Individual shareholders holding nominal share capital in excess of Rs. 2 lakhs.																	
(b) NBFCs registered with RBI		9	695037	0	695037	1.8452	695037	0	695037	1.8452	0	0.0000	NA	695037			
(c) Employee Trusts		0	0	0	0	0.0000	0	0	0	0.0000	0	0.0000	NA	0			
Overseas Depositories(holding DRs) (balancing figure)		0	0	0	0	0.0000	0	0	0	0.0000	0	0.0000	NA	0			
(e) Any Other (Specify) Trusts		1219	3999031	0	3999031	10.6166	3999031	0	3999031	10.6166	0	0.0000	NA	2413789			
		13	344487	0	344487	0.9145	344487	0	344487	0.9145	0	0.0000	NA	344487			



BF INVESTMENT

Hindu Undivided Family	502	384692	0	0	384692	1.0213	384692	0	384692	1.0213	0	1.0213	0	0.0000	NA	384692
Non Resident Indians (Non Repat)	85	50228	0	0	50228	0.1333	50228	0	50228	0.1333	0	0.1333	0	0.0000	NA	47074
Non Resident Indians (Repat)	89	83499	0	0	83499	0.2217	83499	0	83499	0.2217	0	0.2217	0	0.0000	NA	81658
Overseas Bodies Corporates	1	350	0	0	350	0.0009	350	0	350	0.0009	0	0.0009	0	0.0000	NA	350
Clearing Member	146	266007	0	0	266007	0.7062	266007	0	266007	0.7062	0	0.7062	0	0.0000	NA	266007
Bodies Corporate	383	2869768	0	0	2869768	7.6187	2869768	0	2869768	7.6187	0	7.6187	0	0.0000	NA	1289521
Krutadnya Management And Trading Services Lp	X	1568600	0	0	1568600	4.1643	1568600	0	1568600	4.1643	0	4.1643	0	0.0000	NA	0
Sub Total (B)(3)	23837	9515578	0	0	9515578	25.2620	9515578	0	9515578	25.2620	0	25.2620	0	0.0000	NA	7144990
Total Public Shareholding (B)= (B)(1)+(B)(2)+(B)(3)	23869	10280652	0	0	10280652	27.2931	10280652	0	10280652	27.2931	0	27.2931	0	0.0000	NA	7908120

Details of the shareholders acting as persons in Concert including their Shareholding (No. and %):
 Details of Shares which remain unclaimed may be given hear along with details such as number of shareholders, outstanding shares held in demat/unclaimed suspense account, voting rights which are frozen etc.

No. of shareholders	No. of Shares
0	0


Note:

- (1) PAN would not be displayed on website of Stock Exchange(s).
- (2) The above format needs to be disclosed along with the name of following persons: institutions/Non institutions holding more than 1% of total number of shares
- (3) W.r.t. the information pertaining to Depository Receipts, the same may be disclosed in the respective columns to the extent information available and the balance to be disclosed as held by custodian.

GENERATED ON :14/04/2016

NSDL : 31/03/2016

CDSL :31/03/2016



BF INVESTMENT

BF Investment Limited

Table IV - Statement showing shareholding pattern of the Non Promoter- Non Public shareholder

Category & Name of the shareholders	PAN	Nos. of shareholders	No. of fully paid up equity shares held	Partly paid-up equity shares held	No. of shares underlying Depository Receipts	Total nos. shares held	Shareholding % as per SCRR, 1957 As a % of (A+B+C2)	Number of Voting Rights held in each class of securities			Shareholding, as a % assuming full conversion of convertible securities (XI)= (VII)+(X) As a % of (A+B+C2)	Number of Locked in shares		Number of Shares pledged or		Number of equity shares held in dematerialised form
								No of Voting Rights	Class eg: X	Class eg: Y		Total (A+B+C)	No. (a)	As a % of total Shares held(b)	No. (a)	
(I)	(II)	(III)	(IV)	(V)	(VI)	(VII) = (IV)+(V) + (VI)	(VIII) As a % of (A+B+C2)	(IX)	(X)	(XI)= (VII)+(X) As a % of (A+B+C2)	(XII)	(XIII)	(XIV)			
1 Custodian/DR Holder		0	0	0	0	0	0.0000	0	0	0.0000	0	0.0000	0	0.0000	0	0
Employee Benefit Trust (under SEBI (Share based Employee Benefit) Regulations, 2014)		0	0	0	0	0	0.0000	0	0	0.0000	0	0.0000	0	0.0000	0	0
2 Total Non-Promoter- Non Public Shareholding (C)= (C)(1)+(C)(2)		0	0	0	0	0	0.0000	0	0	0.0000	0	0.0000	0	0.0000	0	0

Note:

- (1) PAN would not be displayed on website of Stock Exchange(s).
- (2) The above format needs to disclose name of all holders holding more than 1% of total number of shares
- (3) W.r.t. the information pertaining to Depository Receipts, the same may be disclosed in the respective columns to the extent information available

GENERATED ON :14/04/2016

NSDL : 31/03/2016

CDSL :31/03/2016

