

BF INVESTMENT

BFUL/NSE/BSE/

April 19, 2018

The Secretary,
National Stock Exchange of India Ltd.
Exchange Plaza, Bandra-Kurla Complex
Bandra (E)
Mumbai 400 051
Symbol : BFINVEST

Dept. of Corporate Services
BSE Ltd.
Phiroze Jeejeebhoy Towers,
Dalal Street,
Mumbai 400 001.
Scrip Code - 533303

Kind Attn : Ms.Neha Gada, Manager,

Dear Sir,

Re :- Regulation 31 of SEBI (Listing Obligations and Disclosure Requirements) Regulations, 2015 – Shareholding pattern as on 31st March, 2018

As required under Regulation 31 of SEBI (Listing Obligations and Disclosure Requirements) Regulations, 2015 we are sending herewith shareholding pattern of the company in the prescribed format for the quarter ended 31st March, 2018.

Thanking you,

Yours faithfully,
For BF Investment Limited



S. R. Kshirsagar
Company Secretary

Encls :- As above.

CIN:L65993PN2009PLC134021



KALYANI
GROUP COMPANY

Correspondence Address:
Cyber City, Tower 15, Level 6, Office 602,
Magarpatta City, Hadapsar, Pune 411013.
Phone: +91-20-6629 2550/26

BF Investment Limited

Shareholding Pattern under Regulation 31 of SEBI (Listing Obligations and Disclosure Requirements) Regulations, 2015

- | | |
|----|---|
| 1. | Name of Listed Entity: BF Investment Limited |
| 2. | Scrip Code/Name of Scrip/Class of Security: 533303 |
| 3. | Share Holding Pattern Filed under: Reg. 31(1)(a)/Reg. 31(1)(b)/Reg.31(1)(c) |
| | a. If under 31(1)(b) then indicate the report for Quarter ending : 31st March, 2018 |
| | b. If under 31(1)(c) then indicate date of allotment/extinguishment |
| 4. | Declaration: The Listed entity is required to submit the following declaration to the extent of submission of information:- |

	Particulars	Yes*	No*
1	Whether the Listed Entity has issued any partly paid up shares?	<input type="checkbox"/>	No
2	Whether the Listed Entity has issued any Convertible Securities or Warrants?	<input type="checkbox"/>	No
3	Whether the Listed Entity has any shares against which depository receipts are issued?	<input type="checkbox"/>	No
4	Whether the Listed Entity has any shares in locked-in?	<input type="checkbox"/>	No
5	Whether any shares held by promoters are pledge or otherwise encumbered?	<input type="checkbox"/>	No

* If the Listed Entity selects the option 'No' for the questions above, the columns for the partly paid up shares, Outstanding Convertible Securities/Warrants, depository receipts, locked-in shares, No of shares pledged or otherwise encumbered by promoters, as applicable, shall not be displayed at the time of dissemination on the Stock Exchange website. Also wherever there is 'No' declared by Listed Entity in above table the values will be considered as 'Zero' by default on submission of the format of holding of specified securities.




A handwritten signature in black ink, appearing to be "S. S. Sathya".

BF Investment Limited

Table I - Summary Statement holding of specified securities

Category	Category of shareholder	Nos. of shareholders	No. of fully paid up equity shares held	No. of Partly paid-up equity shares held	No. of shares underlying Depository Receipts	Total nos. shares held	Shareholding as a % of total no. of shares (calculated as per SCRR, 1957)	Number of Voting Rights held in each class of securities			No. of Shares Underlying Outstanding convertible securities (including Warrants)	Shareholding, as a % assuming full conversion of convertible securities (as a percentage of diluted share capital)	Number of Locked in shares		Number of Shares pledged or otherwise encumbered		Number of equity shares held in dematerialised form	
								No of Voting Rights					Total as a % of (A+B+C)	No.	As a % of total Shares held	No.		As a % of total Shares held
								Class eg: X	Class eg: y	Total								
(I)	(II)	(III)	(IV)	(V)	(VI)	(VII) =	(VIII) As a	(IX)			(X)	(XI) = (VII)+(X)	(XII)		(XIII)		(XIV)	
(A)	Promoter & Promoter Group	21	27640976	0	0	27640976	73.3812	27640976	0	27640976	73.3812	0	73.3812	0	0.0000	0	0.0000	27640968
(B)	Public	23456	10026652	0	0	10026652	26.6188	10026652	0	10026652	26.6188	0	26.6188	0	0.0000	NA	NA	7714436
(C)	Non Promoter - Non Public				0				0			0		0.0000	NA	NA		
(C1)	Shares Underlying DRs	0	0	0	0	0	0.0000	0	0	0	0.0000	0	0.0000	0	0.0000	NA	NA	0
(C2)	Shares Held By Employee Trust	0	0	0	0	0	0.0000	0	0	0	0.0000	0	0.0000	0	0.0000	NA	NA	0
Total		23477	37667628	0	0	37667628	100.0000	37667628	0	37667628	100.0000	0	100.0000	0	0.0000	0	0.0000	35355404


Satish



BF Investment Limited

Table II - Statement showing shareholding pattern of the Promoter and Promoter Group

Category	Name of the shareholders	PAN	Nos. of share holders	No. of fully paid up equity shares held	Partly paid-up equity shares held	No. of shares underlying Depository Receipts	Total nos. shares held	Shareholding % calculated as per SCRR, 1957 As a % of (A+B+C2)	Number of Voting Rights held in each class of securities			No. of Shares Outstanding convertible securities (including Warrants)	Shareholding, as a % assuming full conversion of convertible securities (as a percentage of diluted share capital)	Number of Locked in shares		Number of Shares pledged or otherwise encumbered		Number of equity shares held in dematerialised form	
									No of Voting Rights					Total as a % of (A+B+C)	No. (a)	As a % of total Shares held(b)	No. (a)		As a % of total Shares held(b)
									Class eg: X	Class eg: y	Total								
(I)	(II)	(III)	(IV)	(V)	(VI)	(VII) = (IV)+(V)+(VI)	(VIII) As a % of (A+B+C2)	(IX)			(X)	(XI) = (VII)+(X) As a % of (A+B+C2)	(XII)		(XIII)		(XIV)		
1	Indian																		
(a)	Individuals / Hindu Undivided Family		9	106942	0	0	106942	0.2839	106942	0	106942	0.2839	0	0.2839	0	0.0000	0	0.0000	106934
	Gaurishankar Neelkanth Kalyani	ABAPK7885J	1	63779	0	0	63779	0.1693	63779	0	63779	0.1693	0	0.1693	0	0.0000	0	0.0000	63779
	Amit Babasaheb Kalyani	ABAPK7869A	1	28270	0	0	28270	0.0751	28270	0	28270	0.0751	0	0.0751	0	0.0000	0	0.0000	28270
	Babasaheb Neelkanth Kalyani	ABIPK5782A	1	7204	0	0	7204	0.0191	7204	0	7204	0.0191	0	0.0191	0	0.0000	0	0.0000	7204
	Sunita Babasaheb Kalyani	AEXPK3897G	1	4000	0	0	4000	0.0106	4000	0	4000	0.0106	0	0.0106	0	0.0000	0	0.0000	4000
	Rohini Gaurishankar Kalyani	ABGPK1583K	1	2000	0	0	2000	0.0053	2000	0	2000	0.0053	0	0.0053	0	0.0000	0	0.0000	2000
	Dr. Meera Kheny	AFJPK6538F	1	700	0	0	700	0.0019	700	0	700	0.0019	0	0.0019	0	0.0000	0	0.0000	700
	Ashok Kumar Kheny	AFUPK7508Q	1	581	0	0	581	0.0015	581	0	581	0.0015	0	0.0015	0	0.0000	0	0.0000	581
	Sugandha Jai Hiremath	AACPH8169D	1	400	0	0	400	0.0011	400	0	400	0.0011	0	0.0011	0	0.0000	0	0.0000	400
	Sulochana Neelkanth Kalyani	ABAPK7872P	1	8	0	0	8	0.0000	8	0	8	0.0000	0	0.0000	0	0.0000	0	0.0000	0
(b)	Central Government / State Government(s)		0	0	0	0	0	0.0000	0	0	0	0.0000	0	0.0000	0	0.0000	0	0.0000	0
(c)	Financial Institutions / Banks		0	0	0	0	0	0.0000	0	0	0	0.0000	0	0.0000	0	0.0000	0	0.0000	0
(d)	Any Other (Specify)		12	27534034	0	0	27534034	73.0973	27534034	0	27534034	73.0973	0	73.0973	0	0.0000	0	0.0000	27534034
	Bodies Corporate		12	27534034	0	0	27534034	73.0973	27534034	0	27534034	73.0973	0	73.0973	0	0.0000	0	0.0000	27534034
	Ajinkya Investment And Trading Company	AABCA5459K	1	10292103	0	0	10292103	27.3235	10292103	0	10292103	27.3235	0	27.3235	0	0.0000	0	0.0000	10292103
	Sundaram Trading And Investment Pvt Ltd	AAACS6027N	1	9793068	0	0	9793068	25.9986	9793068	0	9793068	25.9986	0	25.9986	0	0.0000	0	0.0000	9793068
	Ksl Holdings Private Limited	AABCK8510H	1	5054091	0	0	5054091	13.4176	5054091	0	5054091	13.4176	0	13.4176	0	0.0000	0	0.0000	5054091
	Pih Finvest Company Limited	AAACP6085F	1	1424885	0	0	1424885	3.7828	1424885	0	1424885	3.7828	0	3.7828	0	0.0000	0	0.0000	1424885
	Jannhavi Investment Private Limited	AAACJ4428N	1	458514	0	0	458514	1.2173	458514	0	458514	1.2173	0	1.2173	0	0.0000	0	0.0000	458514
	Rajgad Trading Company Pvt.Ltd.	AAACR8546F	1	151674	0	0	151674	0.4027	151674	0	151674	0.4027	0	0.4027	0	0.0000	0	0.0000	151674
	Kalyani Consultants Pvt.Ltd.	AAACK7314C	1	149500	0	0	149500	0.3969	149500	0	149500	0.3969	0	0.3969	0	0.0000	0	0.0000	149500
	Dandakaranya Investment And Trading Pvt.Ltd.	AAACD7367E	1	95000	0	0	95000	0.2522	95000	0	95000	0.2522	0	0.2522	0	0.0000	0	0.0000	95000
	Campanula Investment & Finance Pvt.Ltd	AAACC7261L	1	61389	0	0	61389	0.1630	61389	0	61389	0.1630	0	0.1630	0	0.0000	0	0.0000	61389
	Cornflower Investment & Finance Pvt.Ltd	AAACC7259A	1	41900	0	0	41900	0.1112	41900	0	41900	0.1112	0	0.1112	0	0.0000	0	0.0000	41900



BF Investment Limited

Table II - Statement showing shareholding pattern of the Promoter and Promoter Group

Category & Name of the shareholders	PAN	Nos. of share holders	No. of fully paid up equity shares held	Partly paid-up equity shares held	No. of shares underlying Depository Receipts	Total nos. shares held	Shareholding % calculated as per SCRR, 1957 As a % of (A+B+C2)	Number of Voting Rights held in each class of securities			No. of Shares Underlying Outstanding convertible securities (including Warrants)	Shareholding, as a % assuming full conversion of convertible securities (as a percentage of diluted share capital)	Number of Locked in shares		Number of Shares pledged or otherwise encumbered		Number of equity shares held in dematerialised form	
								No of Voting Rights					Total as a % of (A+B+C)	No. (a)	As a % of total Shares held(b)	No. (a)		As a % of total Shares held(b)
								Class eg: X	Class eg: y	Total								
(I)	(II)	(III)	(IV)	(V)	(VI)	(VII) = (IV)+(V)+(VI)	(VIII) As a % of (A+B+C2)	(IX)			(X)	(XI) = (VII)+(X) As a % of (A+B+C2)	(XII)		(XIII)		(XIV)	
Hastinapur Investment & Trading Pvt.Ltd	AAACH5159G	1	6267	0	0	6267	0.0166	6267	0	6267	0.0166	0	0.0166	0	0.0000	0	0.0000	6267
Dronacharya Investment & Trading Pvt.Ltd	AAACD7369L	1	5643	0	0	5643	0.0150	5643	0	5643	0.0150	0	0.0150	0	0.0000	0	0.0000	5643
Sub Total (A)(1)		21	27640976	0	0	27640976	73.3812	27640976	0	27640976	73.3812	0	73.3812	0	0.0000	0	0.0000	27640968
2 Foreign																		
(a) Individuals (Non-Resident Individuals / Foreign Individuals)		0	0	0	0	0	0.0000	0	0	0	0.0000	0	0.0000	0	0.0000	0	0.0000	0
(b) Government		0	0	0	0	0	0.0000	0	0	0	0.0000	0	0.0000	0	0.0000	0	0.0000	0
(c) Institutions		0	0	0	0	0	0.0000	0	0	0	0.0000	0	0.0000	0	0.0000	0	0.0000	0
(d) Foreign Portfolio Investor		0	0	0	0	0	0.0000	0	0	0	0.0000	0	0.0000	0	0.0000	0	0.0000	0
(e) Any Other (Specify)		0	0	0	0	0	0.0000	0	0	0	0.0000	0	0.0000	0	0.0000	0	0.0000	0
Sub Total (A)(2)		0	0	0	0	0	0.0000	0	0	0	0.0000	0	0.0000	0	0.0000	0	0.0000	0
Total Shareholding Of Promoter And Promoter Group (A)= (A)(1)+(A)(2)		21	27640976	0	0	27640976	73.3812	27640976	0	27640976	73.3812	0	73.3812	0	0.0000	0	0.0000	27640968

Details of Shares which remain unclaimed may be given hear along with details such as number of shareholders, outstanding shares held in demat/unclaimed suspense account, voting rights which are frozen etc.

Note :

(1) PAN would not be displayed on website of Stock Exchange(s)


(2) The term 'Encumbrance' has the same meaning as assigned under regulation 28(3) of SEBI (Substantial Acquisition of Shares and Takeovers) Regulations, 2011.



BF Investment Limited

Table III - Statement showing shareholding pattern of the Public shareholder

Category & Name of the shareholders	PAN	Nos. of shareholders	No. of fully paid up equity shares held	Partly paid-up equity shares held	No. of shares underlying Depository Receipts	Total nos. shares held	Shareholding % calculated as per SCRR, 1957 As a % of (A+B+C2)	Number of Voting Rights held in each class of securities			No. of Shares Underlying Outstanding convertible securities (including Warrants)	Shareholding, as a % assuming full conversion of convertible securities (as a percentage of diluted share capital)	Number of Locked in shares		Number of Shares pledged or otherwise encumbered		Number of equity shares held in dematerialised form	
								No of Voting Rights					Total as a % of (A+B+C)	No. (a)	As a % of total Shares held (b)	No. (a)		As a % of total Shares held (b)
								Class eg: X	Class eg: y	Total								
(i)	(ii)	(iii)	(iv)	(v)	(vi)	(vii) = (iv)+(v)+(vi)	(viii) As a % of (A+B+C2)	(ix)			(x)	(vii)+(x) As a % of (A+B+C2)	(xii)		(xiii)		(xiv)	
1 Institutions																		
(a) Mutual Fund		7	264576	0	0	264576	0.7024	264576	0	264576	0.7024	0	0.7024	0	0.0000	NA	NA	264386
(b) Venture Capital Funds		0	0	0	0	0	0.0000	0	0	0	0.0000	0	0.0000	0	0.0000	NA	NA	0
(c) Alternate Investment Funds		0	0	0	0	0	0.0000	0	0	0	0.0000	0	0.0000	0	0.0000	NA	NA	0
(d) Foreign Venture Capital Investors		0	0	0	0	0	0.0000	0	0	0	0.0000	0	0.0000	0	0.0000	NA	NA	0
(e) Foreign Portfolio Investor		20	818868	0	0	818868	2.1739	818868	0	818868	2.1739	0	2.1739	0	0.0000	NA	NA	818818
(f) Financial Institutions / Banks		15	73146	0	0	73146	0.1942	73146	0	73146	0.1942	0	0.1942	0	0.0000	NA	NA	71442
(g) Insurance Companies		1	160127	0	0	160127	0.4251	160127	0	160127	0.4251	0	0.4251	0	0.0000	NA	NA	160127
(h) Provident Funds/ Pension Funds		0	0	0	0	0	0.0000	0	0	0	0.0000	0	0.0000	0	0.0000	NA	NA	0
(i) Any Other (Specify)		0	0	0	0	0	0.0000	0	0	0	0.0000	0	0.0000	0	0.0000	NA	NA	0
Sub Total (B)(1)		43	1316717	0	0	1316717	3.4956	1316717	0	1316717	3.4956	0	3.4956	0	0.0000	NA	NA	1314773
2 Central Government/ State Government(s)/ President of India																		
Sub Total (B)(2)		0	0	0	0	0	0.0000	0	0	0	0.0000	0	0.0000	0	0.0000	NA	NA	0
3 Non-Institutions																		
(a) Individuals				0	0									0		NA	NA	
i. Individual shareholders holding nominal share capital up to Rs. 2 lakhs.		22217	4594150	0	0	4594150	12.1965	4594150	0	4594150	12.1965	0	12.1965	0	0.0000	NA	NA	3868610
ii. Individual shareholders holding nominal share capital in excess of Rs. 2 lakhs.		6	375629	0	0	375629	0.9972	375629	0	375629	0.9972	0	0.9972	0	0.0000	NA	NA	375629
(b) NBFCs registered with RBI		0	0	0	0	0	0.0000	0	0	0	0.0000	0	0.0000	0	0.0000	NA	NA	0
(c) Employee Trusts		0	0	0	0	0	0.0000	0	0	0	0.0000	0	0.0000	0	0.0000	NA	NA	0
(d) Overseas Depositories(holding DRs) (balancing figure)		0	0	0	0	0	0.0000	0	0	0	0.0000	0	0.0000	0	0.0000	NA	NA	0



Sato

BF Investment Limited

Table III - Statement showing shareholding pattern of the Public shareholder

Category & Name of the shareholders	PAN	Nos. of shareholders	No. of fully paid up equity shares held	Partly paid-up equity shares held	No. of shares underlying Depository Receipts	Total nos. shares held	Shareholding % calculated as per SCRR, 1957 As a % of (A+B+C2)	Number of Voting Rights held in each class of securities			No. of Shares Underlying Outstanding convertible securities (including Warrants)	Shareholding, as a % assuming full conversion of convertible securities (as a percentage of diluted share capital)	Number of Locked in shares		Number of Shares pledged or otherwise encumbered		Number of equity shares held in dematerialised form	
								No of Voting Rights					Total as a % of (A+B+C)	No. (a)	As a % of total Shares held (b)	No. (a)		As a % of total Shares held (b)
								Class eg: X	Class eg: y	Total								
(I)	(II)	(III)	(IV)	(V)	(VI)	(VII) = (IV)+(V)+(VI)	(VIII) As a % of (A+B+C2)	(IX)			(X)	(VII)+(X) As a % of (A+B+C2)	(XII)		(XIII)		(XIV)	
(e) Any Other (Specify)		1190	3740156	0	0	3740156	9.9294	3740156	0	3740156	9.9294	0	9.9294	0	0.0000	NA	NA	2155424
Trusts		14	346487	0	0	346487	0.9199	346487	0	346487	0.9199	0	0.9199	0	0.0000	NA	NA	346487
Hindu Undivided Family		496	328035	0	0	328035	0.8709	328035	0	328035	0.8709	0	0.8709	0	0.0000	NA	NA	328035
Non Resident Indians (Non Repat)		103	72937	0	0	72937	0.1936	72937	0	72937	0.1936	0	0.1936	0	0.0000	NA	NA	69783
Non Resident Indians (Repat)		107	45469	0	0	45469	0.1207	45469	0	45469	0.1207	0	0.1207	0	0.0000	NA	NA	43628
Overseas Bodies Corporates		1	350	0	0	350	0.0009	350	0	350	0.0009	0	0.0009	0	0.0000	NA	NA	350
Clearing Member		166	244228	0	0	244228	0.6484	244228	0	244228	0.6484	0	0.6484	0	0.0000	NA	NA	244228
Bodies Corporate		303	2702650	0	0	2702650	7.1750	2702650	0	2702650	7.1750	0	7.1750	0	0.0000	NA	NA	1122913
Krutadnya Management And Trading Services Llp	AANFK3728N	1	1568600	0	0	1568600	4.1643	1568600	0	1568600	4.1643	0	4.1643	0	0.0000	NA	NA	0
Sub Total (B)(3)		23413	8709935	0	0	8709935	23.1231	8709935	0	8709935	23.1231	0	23.1231	0	0.0000	NA	NA	6399663
Total Public Shareholding (B)= (B)(1)+(B)(2)+(B)(3)		23456	10026652	0	0	10026652	26.6188	10026652	0	10026652	26.6188	0	26.6188	0	0.0000	NA	NA	7714436

Details of the shareholders acting as persons in Concert including their Shareholding (No. and %):

No. of shareholders	No. of Shares

Details of Shares which remain unclaimed may be given here along with details such as number of shareholders, outstanding shares held in demat/unclaimed suspense account, voting rights which are frozen etc.

Note :

(1) PAN would not be displayed on website of Stock Exchange(s).

(2) The above format needs to disclose name of all holders holding more than 1% of total number of shares

(3) W.r.t. the information pertaining to Depository Receipts, the same may be disclosed in the respective columns to the extent information available and the balance to be disclosed as held by custodian.



BF Investment Limited

Table IV - Statement showing shareholding pattern of the Non Promoter- Non Public shareholder

Category & Name of the shareholders	PAN	Nos. of shareholders	No. of fully paid up equity shares held	Partly paid-up equity shares held	No. of shares underlying Depository Receipts	Total nos. shares held	Shareholding % calculated as per SCRR, 1957 As a % of (A+B+C 2)	Number of Voting Rights held in each class of securities				No. of Shares Underlying Outstanding convertible securities (including Warrants)	Shareholding, as a % assuming full conversion of convertible securities (as a percentage of diluted share capital)	Number of Locked in shares		Number of Shares pledged or otherwise encumbered		Number of equity shares held in dematerialised form
								No of Voting Rights			Total as a % of (A+B+C)			No.	As a % of total Shares held(b)	No.	As a % of total Shares held(b)	
								Class eg: X	Class eg: y	Total								
(I)	(II)	(III)	(IV)	(V)	(VI)	(VII) =	(VIII)	(IX)				(X)	(XI)=	(XII)		(XIII)		(XIV)
1 Custodian/DR Holder		0	0	0	0	0	0.0000	0	0	0	0.0000	0	0.0000	0	0.0000	NA	NA	0
2 Employee Benefit Trust (under SEBI (Share based Employee Benefit) Regulations, 2014)		0	0	0	0	0	0.0000	0	0	0	0.0000	0	0.0000	0	0.0000	NA	NA	0
Total Non-Promoter- Non Public Shareholding (C)= (C)(1)+(C)(2)		0	0	0	0	0	0.0000	0	0	0	0.0000	0	0.0000	0	0.0000	NA	NA	0

Note :

- (1) PAN would not be displayed on website of Stock Exchange(s).
- (2) The above format needs to disclose name of all holders holding more than 1% of total number of shares
- (3) W.r.t. the information pertaining to Depository Receipts, the same may be disclosed in the respective columns to the extent information available and the balance to be disclosed as held by custodian.



[Handwritten Signature]