

B F I N V E S T M E N T

BFUL/NSE/BSE/

July 16, 2018

The Secretary,
National Stock Exchange of India Ltd.
Exchange Plaza, Bandra-Kurla Complex
Bandra (E)
Mumbai 400 051
Symbol : BFINVEST

Dept. of Corporate Services
BSE Ltd.
Phiroze Jeejeebhoy Towers,
Dalal Street,
Mumbai 400 001.
Scrip Code - 533303

Kind Attn : Ms.Neha Gada, Manager,

Dear Sir,

Re :- Regulation 31 of SEBI (Listing Obligations and Disclosure Requirements) Regulations, 2015 – Shareholding pattern as on 30th June, 2018

As required under Regulation 31 of SEBI (Listing Obligations and Disclosure Requirements) Regulations, 2015 we are sending herewith shareholding pattern of the company in the prescribed format for the quarter ended 30th June, 2018.

Thanking you,

Yours faithfully,
For BF Investment Limited



S. R. Kshirsagar
Company Secretary

Encls :- As above.



Correspondence Address:
Cyber City, Tower 15, Level 6, Office 602,
Magarpatta City, Hadapsar, Pune 411013.
Phone: +91-20-6629 2550/26

CIN:L65993PN2009PLC134021 **KALYANI**
GROUP COMPANY

BF INVESTMENT LIMITED, MUNDHWA, PUNE CANTONMENT, PUNE 411 036, MAHARASHTRA, INDIA

Phone : +91-20-26822552, 26702777 Fax : +91-20-26823061

Email : bfinvestment@vsnl.net

BF Investment Limited

Shareholding Pattern under Regulation 31 of SEBI (Listing Obligations and Disclosure)

1. Name of Listed Entity: BF Investment Limited
2. Scrip Code/Name of Scrip/Class of Security: 533303
3. Share Holding Pattern Filed under: Reg. 31(1)(a)/Reg. 31(1)(b)/Reg.31(1)(c)
 - a. If under 31(1)(b) then indicate the report for Quarter ending : **30th June, 2018**
 - b. If under 31(1)(c) then indicate date of allotment/extinguishment
4. Declaration: The Listed entity is required to submit the following declaration to the extent of submission of information:-

	Particulars	Yes*	No*
1	Whether the Listed Entity has issued any partly paid up shares?		No
2	Whether the Listed Entity has issued any Convertible Securities or Warrants?		No
3	Whether the Listed Entity has any shares against which depository receipts are issued?		No
4	Whether the Listed Entity has any shares in locked-in?		No
5	Whether any shares held by promoters are pledge or otherwise encumbered?		No

* If the Listed Entity selects the option 'No' for the questions above, the columns for the partly paid up shares, Outstanding Convertible Securities/Warrants, depository receipts, locked-in shares, No of shares pledged or otherwise encumbered by promoters, as applicable, shall not be displayed at the time of dissemination on the Stock Exchange website. Also wherever there is 'No' declared by Listed Entity in above table the values will be considered as 'Zero' by default on submission of the format of holding of specified securities.




A handwritten signature in black ink, appearing to read "Satur".

BF Investment Limited

Table I - Summary Statement holding of specified securities


Category	Category of shareholder	Nos. of shareholders	No. of fully paid up equity shares held	No. of Partly paid-up equity shares held	No. of shares underlying Depository Receipts	Total nos. shares held	Shareholding as a % of total no. of shares - (calculated as per SCRR, 1957)	Number of Voting Rights held in each class of securities				No. of Shares Underlying Outstanding convertible securities (including Warrants)	Shareholding, as a % assuming full conversion of convertible securities (as a percentage of diluted share capital)	Number of Locked in shares		Number of Shares pledged or otherwise encumbered		Number of equity shares held in dematerialised form
								No of Voting Rights			Total as a % of (A+B+C)			No.	As a % of total Shares held(b)	No.	As a % of total Shares held(b)	
								Class eg: X	Class eg: y	Total								
(I)	(II)	(III)	(IV)	(V)	(VI)	(VII) = (IV)+(V)+(VI)	(VIII) As a % of (A+B+C2)	(IX)			(X)	(XI) = (VII)+(X) As a % of	(XII)		(XIII)		(XIV)	
(A)	Promoter & Promoter Group	21	27640976	0	0	27640976	73.3812	27640976	0	27640976	73.3812	0	73.3812	0	0.0000	0	0.0000	27640968
(B)	Public	24229	10026652	0	0	10026652	26.6188	10026652	0	10026652	26.6188	0	26.6188	0	0.0000	NA	NA	7724926
(C)	Non Promoter - Non Public				0				0			0		0.0000	NA	NA		
(C1)	Shares Underlying DRs	0	0	0	0	0	0.0000	0	0	0	0.0000	0	0.0000	0	0.0000	NA	NA	0
(C2)	Shares Held By Employee Trust	0	0	0	0	0	0.0000	0	0	0	0.0000	0	0.0000	0	0.0000	NA	NA	0
	Total	24250	37667628	0	0	37667628	100.0000	37667628	0	37667628	100.0000	0	100.0000	0	0.0000	0	0.0000	35365894



BF Investment Limited

Table II - Statement showing shareholding pattern of the Promoter and Promoter Group

Category & Name of the shareholders	PAN	Nos. of share holders	No. of fully paid up equity shares held	Partly paid-up equity shares held	No. of shares underlying Depository Receipts	Total nos. shares held	Shareholding % calculated as per SCRR, 1957 As a % of (A+B+C2)	Number of Voting Rights held in each class of securities			No. of Shares Underlying Outstanding convertible securities (including Warrants)	Shareholding, as a % assuming full conversion of convertible securities (as a percentage of diluted share capital)	Number of Locked in shares		Number of Shares pledged or otherwise encumbered		Number of equity shares held in dematerialised form	
								No of Voting Rights					Total as a % of (A+B+C)	No.	As a % of total Shares held(b)	No.		As a % of total Shares held(b)
								Class eg: X	Class eg: Y	Total								
(I)	(II)	(III)	(IV)	(V)	(VI)	(VII) = (IV)+(V)+(VI)	(VIII) As a % of (A+B+C2)	(IX)			(X)	(XI) = (VII)+(X) As a % of (A+B+C2)	(XII)		(XIII)	(XIV)		
1 Indian																		
(a) Individuals / Hindu Undivided Family		9	106942	0	0	106942	0.2839	106942	0	106942	0.2839	0	0.2839	0	0.0000	0	0.0000	106934
Gaurishankar Neelkanth Kalyani	ABAPK7885J	1	63779	0	0	63779	0.1693	63779	0	63779	0.1693	0	0.1693	0	0.0000	0	0.0000	63779
Amit Babasaheb Kalyani	ABAPK7869A	1	28270	0	0	28270	0.0751	28270	0	28270	0.0751	0	0.0751	0	0.0000	0	0.0000	28270
Babasaheb Neelkanth Kalyani	ABIPK5782A	1	7204	0	0	7204	0.0191	7204	0	7204	0.0191	0	0.0191	0	0.0000	0	0.0000	7204
Sunita Babasaheb Kalyani	AEXPK3897G	1	4000	0	0	4000	0.0106	4000	0	4000	0.0106	0	0.0106	0	0.0000	0	0.0000	4000
Rohini Gaurishankar Kalyani	ABGPK1583K	1	2000	0	0	2000	0.0053	2000	0	2000	0.0053	0	0.0053	0	0.0000	0	0.0000	2000
Dr. Meera Kheny	AFJPK6538F	1	700	0	0	700	0.0019	700	0	700	0.0019	0	0.0019	0	0.0000	0	0.0000	700
Ashok Kumar Kheny	AFUPK7508Q	1	581	0	0	581	0.0015	581	0	581	0.0015	0	0.0015	0	0.0000	0	0.0000	581
Sugandha Jai Hiremath	AACPH8169D	1	400	0	0	400	0.0011	400	0	400	0.0011	0	0.0011	0	0.0000	0	0.0000	400
Sulochana Neelkanth Kalyani	ABAPK7872P	1	8	0	0	8	0.0000	8	0	8	0.0000	0	0.0000	0	0.0000	0	0.0000	0
(b) Central Government / State Government(s)		0	0	0	0	0	0.0000	0	0	0	0.0000	0	0.0000	0	0.0000	0	0.0000	0
(c) Financial Institutions / Banks		0	0	0	0	0	0.0000	0	0	0	0.0000	0	0.0000	0	0.0000	0	0.0000	0
(d) Any Other (Specify)		12	27534034	0	0	27534034	73.0973	27534034	0	27534034	73.0973	0	73.0973	0	0.0000	0	0.0000	27534034
Bodies Corporate		12	27534034	0	0	27534034	73.0973	27534034	0	27534034	73.0973	0	73.0973	0	0.0000	0	0.0000	27534034
Ajinkya Investment And Trading Company	AABCA5459K	1	10292103	0	0	10292103	27.3235	10292103	0	10292103	27.3235	0	27.3235	0	0.0000	0	0.0000	10292103
Sundaram Trading And Investment Pvt Ltd	AACCS6027N	1	9793068	0	0	9793068	25.9986	9793068	0	9793068	25.9986	0	25.9986	0	0.0000	0	0.0000	9793068
Ksl Holdings Private Limited	AABCK8510H	1	5054091	0	0	5054091	13.4176	5054091	0	5054091	13.4176	0	13.4176	0	0.0000	0	0.0000	5054091
Pih Finvest Company Limited	AAACP6085F	1	1424885	0	0	1424885	3.7828	1424885	0	1424885	3.7828	0	3.7828	0	0.0000	0	0.0000	1424885
Jannhavi Investment Private Limited	AAACJ4428N	1	458514	0	0	458514	1.2173	458514	0	458514	1.2173	0	1.2173	0	0.0000	0	0.0000	458514
Rajgad Trading Company Pvt.Ltd.	AAACR8546F	1	151674	0	0	151674	0.4027	151674	0	151674	0.4027	0	0.4027	0	0.0000	0	0.0000	151674
Kalyani Consultants Pvt.Ltd.	AAACK7314C	1	149500	0	0	149500	0.3969	149500	0	149500	0.3969	0	0.3969	0	0.0000	0	0.0000	149500
Dandakaranya Investment And Trading Pvt.Ltd.	AAACD7367E	1	95000	0	0	95000	0.2522	95000	0	95000	0.2522	0	0.2522	0	0.0000	0	0.0000	95000
Campanula Investment & Finance Pvt.Ltd	AAACC7261L	1	61389	0	0	61389	0.1630	61389	0	61389	0.1630	0	0.1630	0	0.0000	0	0.0000	61389
Corporate Investment & Finance Pvt.Ltd	AAACC7259A	1	41900	0	0	41900	0.1112	41900	0	41900	0.1112	0	0.1112	0	0.0000	0	0.0000	41900
Masterplan Investment & Trading Pvt.Ltd	AAACH5159G	1	6267	0	0	6267	0.0166	6267	0	6267	0.0166	0	0.0166	0	0.0000	0	0.0000	6267
Dronacharya Investment & Trading Pvt.Ltd	AAACD7369L	1	5643	0	0	5643	0.0150	5643	0	5643	0.0150	0	0.0150	0	0.0000	0	0.0000	5643
Sub Total		21	27640976	0	0	27640976	73.3812	27640976	0	27640976	73.3812	0	73.3812	0	0.0000	0	0.0000	27640968



BF Investment Limited

Table II - Statement showing shareholding pattern of the Promoter and Promoter Group


Category & Name of the shareholders	PAN	Nos. of share holders	No. of fully paid up equity shares held	Partly paid-up equity shares held	No. of shares underlying Depository Receipts	Total nos. shares held	Shareholding % calculated as per SCRR, 1957 As a % of (A+B+C2)	Number of Voting Rights held in each class of securities			No. of Shares Underlying Outstanding convertible securities (including Warrants)	Shareholding, as a % assuming full conversion of convertible securities (as a percentage of diluted share capital)	Number of Locked in shares		Number of Shares pledged or otherwise encumbered		Number of equity shares held in dematerialised form	
								No of Voting Rights					Total as a % of (A+B+C)	No. (a)	As a % of total Shares held(b)	No. (a)		As a % of total Shares held(b)
								Class eg: X	Class eg: y	Total								
(I)	(II)	(III)	(IV)	(V)	(VI)	(VII) = (IV)+(V)+(VI)	(VIII) As a % of (A+B+C2)	(IX)			(X)	(XI) = (VII)+(X) As a % of (A+B+C2)	(XII)		(XIII)		(XIV)	
2 Foreign																		
(a) Individuals (Non-Resident Individuals / Foreign Individuals)		0	0	0	0	0	0.0000	0	0	0	0.0000	0	0.0000	0	0.0000	0	0.0000	0
(b) Government		0	0	0	0	0	0.0000	0	0	0	0.0000	0	0.0000	0	0.0000	0	0.0000	0
(c) Institutions		0	0	0	0	0	0.0000	0	0	0	0.0000	0	0.0000	0	0.0000	0	0.0000	0
(d) Foreign Portfolio Investor		0	0	0	0	0	0.0000	1	0	0	0.0000	0	0.0000	0	0.0000	0	0.0000	0
(e) Any Other (Specify)		0	0	0	0	0	0.0000	0	0	0	0.0000	0	0.0000	0	0.0000	0	0.0000	0
Sub Total (A)(2)		0	0	0	0	0	0.0000	0	0	0	0.0000	0	0.0000	0	0.0000	0	0.0000	0
Total Shareholding Of Promoter And Promoter Group (A)= (A)(1)+(A)(2)		21	27640976	0	0	27640976	73.3812	27640976	0	27640976	73.3812	0	73.3812	0	0.0000	0	0.0000	27640968

Details of Shares which remain unclaimed may be given here along with details such as number of shareholders, outstanding shares held in demat/unclaimed suspense account, voting rights which are frozen etc.

Note :

(1) PAN would not be displayed on website of Stock Exchange(s)


(2) The term 'Encumbrance' has the same meaning as assigned under regulation 28(3) of SEBI (Substantial Acquisition of Shares and Takeovers) Regulations, 2011.



BF Investment Limited

Table III - Statement showing shareholding pattern of the Public shareholder

Category & Name of the shareholders	PAN	Nos. of shareholders	No. of fully paid up equity shares held	Partly paid-up equity shares held	No. of shares underlying Depository Receipts	Total nos. shares held	Shareholding % calculated as per SCRR, 1957 As a % of (A+B+C2)	Number of Voting Rights held in each class of securities			No. of Shares Underlying Outstanding convertible securities (including Warrants)	Shareholding, as a % assuming full conversion of convertible securities (as a percentage of diluted share capital)	Number of Locked in shares		Number of Shares pledged or otherwise encumbered		Number of equity shares held in dematerialised form	
								No of Voting Rights					Total as a % of (A+B+C)	No.	As a % of total Shares held(b)	No.		As a % of total Shares held(b)
								Class eg: X	Class eg: y	Total								
(I)	(II)	(III)	(IV)	(V)	(VI)	(VII) = (IV)+(V)+(VI)	(VIII) As a % of (A+B+C2)	(IX)			(X)	(XI) = (VII)+(X) As a % of (A+B+C2)	(XII)		(XIII)		(XIV)	
1 Institutions																		
(a) Mutual Fund		7	264576	0	0	264576	0.7024	264576	0	264576	0.7024	0	0.7024	0	0.0000	NA	NA	264386
(b) Venture Capital Funds		0	0	0	0	0	0.0000	0	0	0	0.0000	0	0.0000	0	0.0000	NA	NA	0
(c) Alternate Investment Funds		0	0	0	0	0	0.0000	0	0	0	0.0000	0	0.0000	0	0.0000	NA	NA	0
(d) Foreign Venture Capital Investors		0	0	0	0	0	0.0000	0	0	0	0.0000	0	0.0000	0	0.0000	NA	NA	0
(e) Foreign Portfolio Investor		14	601533	0	0	601533	1.5969	601533	0	601533	1.5969	0	1.5969	0	0.0000	NA	NA	601483
(f) Financial Institutions / Banks		13	113142	0	0	113142	0.3004	113142	0	113142	0.3004	0	0.3004	0	0.0000	NA	NA	111438
(g) Insurance Companies		1	160127	0	0	160127	0.4251	160127	0	160127	0.4251	0	0.4251	0	0.0000	NA	NA	160127
(h) Provident Funds/ Pension Funds		0	0	0	0	0	0.0000	0	0	0	0.0000	0	0.0000	0	0.0000	NA	NA	0
(i) Any Other (Specify)		2	98	0	0	98	0.0003	98	0	98	0.0003	0	0.0003	0	0.0000	NA	NA	98
Foreign Bank		2	98	0	0	98	0.0003	98	0	98	0.0003	0	0.0003	0	0.0000	NA	NA	98
Sub Total (B)(1)		37	1139476	0	0	1139476	3.0251	1139476	0	1139476	3.0251	0	3.0251	0	0.0000	NA	NA	1137532
2 Central Government/ State Government(s)/ President of India																		
Sub Total (B)(2)		0	0	0	0	0	0.0000	0	0	0	0.0000	0	0.0000	0	0.0000	NA	NA	0
3 Non-Institutions																		
(a) Individuals				0	0											NA	NA	
i. Individual shareholders holding nominal share capital up to Rs. 2 lakhs.		22907	4736248	0	0	4736248	12.5738	4736248	0	4736248	12.5738	0	12.5738	0	0.0000	NA	NA	4021198
ii. Individual shareholders holding nominal share capital in excess of Rs. 2 lakhs.		6	361409	0	0	361409	0.9595	361409	0	361409	0.9595	0	0.9595	0	0.0000	NA	NA	361409
(b) NBFCs registered with RBI		5	13452	0	0	13452	0.0357	13452	0	13452	0.0357	0	0.0357	0	0.0000	NA	NA	13452
(c) Employee Trusts		0	0	0	0	0	0.0000	0	0	0	0.0000	0	0.0000	0	0.0000	NA	NA	0
(d) Overseas Depositories(holding DRs) (balancing figure)		0	0	0	0	0	0.0000	0	0	0	0.0000	0	0.0000	0	0.0000	NA	NA	0



[Handwritten signature]

BF Investment Limited

Table III - Statement showing shareholding pattern of the Public shareholder

Category & Name of the shareholders	PAN	Nos. of shareholders	No. of fully paid up equity shares held	Partly paid-up equity shares held	No. of shares underlying Depository Receipts	Total nos. shares held	Shareholding % calculated as per SCRR, 1957 As a % of (A+B+C2)	Number of Voting Rights held in each class of securities			No. of Shares Underlying Outstanding convertible securities (including Warrants)	Shareholding, as a % assuming full conversion of convertible securities (as a percentage of diluted share capital)	Number of Locked in shares		Number of Shares pledged or otherwise encumbered		Number of equity shares held in dematerialised form	
								No of Voting Rights					Total as a % of (A+B+C)	No.	As a % of total Shares held(b)	No.		As a % of total Shares held(b)
								Class eg: X	Class eg: y	Total								
(I)	(II)	(III)	(IV)	(V)	(VI)	(VII) = (IV)+(V)+(VI)	(VIII) As a % of (A+B+C2)	(IX)			(X)	(XI) = (VII)+(X) As a % of (A+B+C2)	(XII)		(XIII)		(XIV)	
(e) Any Other (Specify)		1274	3776067	0	0	3776067	10.0247	3776067	0	3776067	10.0247	0	10.0247	0	0.0000	NA	NA	2191335
Trusts		14	344987	0	0	344987	0.9159	344987	0	344987	0.9159	0	0.9159	0	0.0000	NA	NA	344987
Hindu Undivided Family		531	336727	0	0	336727	0.8939	336727	0	336727	0.8939	0	0.8939	0	0.0000	NA	NA	336727
Non Resident Indians (Non Repat)		114	75512	0	0	75512	0.2005	75512	0	75512	0.2005	0	0.2005	0	0.0000	NA	NA	72358
Non Resident Indians (Repat)		111	52423	0	0	52423	0.1392	52423	0	52423	0.1392	0	0.1392	0	0.0000	NA	NA	50582
Overseas Bodies Corporates		1	350	0	0	350	0.0009	350	0	350	0.0009	0	0.0009	0	0.0000	NA	NA	350
Clearing Member		167	165417	0	0	165417	0.4391	165417	0	165417	0.4391	0	0.4391	0	0.0000	NA	NA	165417
Bodies Corporate		336	2800651	0	0	2800651	7.4352	2800651	0	2800651	7.4352	0	7.4352	0	0.0000	NA	NA	1220914
Krutadnya Management And Trading Services Llp	AANFK3728N	1	1568600	0	0	1568600	4.1643	1568600	0	1568600	4.1643	0	4.1643	0	0.0000	NA	NA	0
Sub Total (B)(3)		24192	8887176	0	0	8887176	23.5937	8887176	0	8887176	23.5937	0	23.5937	0	0.0000	NA	NA	6587394
Total Public Shareholding (B)= (B)(1)+(B)(2)+(B)(3)		24229	10026652	0	0	10026652	26.6188	10026652	0	10026652	26.6188	0	26.6188	0	0.0000	NA	NA	7724926

Details of the shareholders acting as persons in Concert including their Shareholding (No. and %):

No. of shareholders	No. of Shares

Details of Shares which remain unclaimed may be given hear along with details such as number of shareholders, outstanding shares held in demat/unclaimed suspense account, voting rights which are frozen etc.

Note :

- (1) PAN would not be displayed on website of Stock Exchange(s).
- (2) The above format needs to disclose name of all holders holding more than 1% of total number of shares
- (3) W.r.t. the information pertaining to Depository Receipts, the same may be disclosed in the respective columns to the extent information available and the balance to be disclosed as held by custodian.



BF Investment Limited

Table IV - Statement showing shareholding pattern of the Non Promoter- Non Public shareholder

Category & Name of the shareholders	PAN	Nos. of share holders	No. of fully paid up equity shares held	Partly paid-up equity shares held	No. of shares underlying Depository Receipts	Total nos. shares held	Shareholding % calculated as per SCRR, 1957 As a % of (A+B+C2)	Number of Voting Rights held in each class of securities				No. of Shares Underlying Outstanding convertible securities (including Warrants)	Shareholding, as a % assuming full conversion of convertible securities (as a percentage of diluted share capital)	Number of Locked in shares		Number of Shares pledged or otherwise encumbered		Number of equity shares held in dematerialised form
								No of Voting Rights			Total as a % of (A+B+C)			No.	As a % of total Shares held(b)	No.	As a % of total Shares held(b)	
								Class eg: X	Class eg: y	Total								
(I)	(II)	(III)	(IV)	(V)	(VI)	(VII) = (IV)+(V) + (VI)	(VIII) As a % of (A+B+C2)	(IX)				(X)	(VII)+(X) As a % of (A+B+C2)	(XII)		(XIII)		(XIV)
1 Custodian/DR Holder		0	0	0	0	0	0.0000	0	0	0	0.0000	0	0.0000	0	0.0000	NA	NA	0
2 Employee Benefit Trust (under SEBI (Share based Employee Benefit) Regulations, 2014)		0	0	0	0	0	0.0000	0	0	0	0.0000	0	0.0000	0	0.0000	NA	NA	0
Total Non-Promoter- Non Public Shareholding (C)= (C)(1)+(C)(2)		0	0	0	0	0	0.0000	0	0	0	0.0000	0	0.0000	0	0.0000	NA	NA	0

Note :

- (1) PAN would not be displayed on website of Stock Exchange(s).
- (2) The above format needs to disclose name of all holders holding more than 1% of total number of shares
- (3) W.r.t. the information pertaining to Depository Receipts, the same may be disclosed in the respective columns to the extent information available and the balance to be disclosed as held by custodian.



Satish