

BF INVESTMENT

BFUL/NSE/BSE/

July 13, 2017

The Secretary,
National Stock Exchange of India Ltd.
Exchange Plaza, Bandra-Kurla Complex
Bandra (E)
Mumbai 400 051
Symbol : BFINVEST

Dept. of Corporate Services
BSE Ltd.
Phiroze Jeejeebhoy Towers,
Dalal Street,
Mumbai 400 001.
Scrip Code - 533303

Kind Attn : Ms.Neha Gada, Manager,

Dear Sir,

Re :- Regulation 31 of SEBI (Listing Obligations and Disclosure Requirements) Regulations, 2015 – Shareholding pattern as on 30th June, 2017

As required under Regulation 31 of SEBI (Listing Obligations and Disclosure Requirements) Regulations, 2015 we are sending herewith shareholding pattern of the company in the prescribed format for the quarter ended 30th June, 2017.

Thanking you,

Yours faithfully,
For BF Investment Limited



S. R. Kshirsagar
Company Secretary

Encls :- As above.



Correspondence Address:
Cyber City, Tower 15, Level 6, Office 602,
Magarpatta City, Hadapsar, Pune 411013.
Phone: +91-20-6629 2850/26

CIN:L65993PN2009PLC134021

KALYANI
GROUP COMPANY

BF INVESTMENT LIMITED, MUNDHWA, PUNE CANTONMENT, PUNE 411 036, MAHARASHTRA, INDIA

Phone : +91-20-26822552, 26702777 Fax : +91-20-26823061

Email : bfinvestment@vsnl.net


BF INVESTMENT

Shareholding Pattern under Regulation 31 of SEBI (Listing Obligations and Disclosure Requirements) Regulations, 2015


1.	Name of Listed Entity: BF Investment Limited
2.	Scrip Code/Name of Scrip/Class of Security: 533303
3.	Share Holding Pattern Filed under: Reg. 31(1)(a)/Reg. 31(1)(b)/Reg.31(1)(c)
	a. If under 31(1)(b) then indicate the report for Quarter ending : 30th June, 2017
	b. If under 31(1)(c) then indicate date of allotment/extinguishment
4.	Declaration: The Listed entity is required to submit the following declaration to the extent of submission of information:-

	Particulars	Yes*	No*
1	Whether the Listed Entity has issued any partly paid up shares?		No
2	Whether the Listed Entity has issued any Convertible Securities or Warrants?		No
3	Whether the Listed Entity has any shares against which depository receipts are issued?		No
4	Whether the Listed Entity has any shares in locked-in?		No
5	Whether any shares held by promoters are pledge or otherwise encumbered?		No

* If the Listed Entity selects the option 'No' for the questions above, the columns for the partly paid up shares, Outstanding Convertible Securities/Warrants, depository receipts, locked-in shares, No of shares pledged or otherwise encumbered by promoters, as applicable, shall not be displayed at the time of dissemination on the Stock Exchange website. Also wherever there is 'No' declared by Listed Entity in above table the values will be considered as 'Zero' by default on submission of the format of holding of specified securities.



BF INVESTMENT



[Handwritten Signature]

BF Investment Limited


Table I - Summary Statement holding of specified securities

Category	(I) Category of shareholder	(II) (iii)	(IV) No. of fully paid up equity shares held	(V) No. of Partly paid-up equity shares held	(VI) No. of shares underlying Depository Receipts	(VII) = Total nos. shares held	(VIII) As a % of total no. of shares (calculated as per SCRR, 1957)	Number of Voting Rights held in each class of securities			Shareholding % assuming full conversion of convertible securities (as a percentage of diluted share capital)	Number of Locked in shares		Number of Shares pledged or otherwise encumbered		Number of equity shares held in dematerialised form (XIV)
								Class eg: X	Class eg: Y	Total		(IX)	(X)	(XI) = Total as a % of (A+B+C)	(a)	
(A)	Promoter & Promoter Group	21	27386976	0	0	27386976	72.7069	27386976	0	27386976	72.7069	0	0.0000	0	0.0000	27386968
(B)	Public	22890	10280652	0	0	10280652	27.2931	10280652	0	10280652	27.2931	0	0.0000	0	0.0000	7952973
(C)	Non Promoter - Non Public	0	0	0	0	0	0.0000	0	0	0	0.0000	0	0.0000	0	0.0000	0
(C1)	Shares Underlying DRs	0	0	0	0	0	0.0000	0	0	0	0.0000	0	0.0000	0	0.0000	0
(C2)	Shares Held By Employee Trust	0	0	0	0	0	0.0000	0	0	0	0.0000	0	0.0000	0	0.0000	0
	Total	22911	37667628	0	0	37667628	100.0000	37667628	0	37667628	100.0000	0	0.0000	0	0.0000	35339941

BF INVESTMENT

BF Investment Limited
Table II - Statement showing shareholding pattern of the Promoter and Promoter Group

Category & Name of the shareholders	PAN	(I)	(II)	(III)	(IV)	(V)	(VI)	(VII)	(VIII)	Number of Voting Rights held in each class of securities			(IX)	(X)	(XI)	Number of Shares		(XIV)											
										Nos. of share holders	No. of fully paid up shares held	Partly paid-up equity shares held				No. of shares underlying Depository Receipts	Total nos. shares held		Shareholding % as per SCRR, 1957 As a % of (A+B+C2)	Class eg: X	Class eg: Y	Total % of (A+B+C)	No. of Underlying Shares Outstanding convertible securities (Including Warrants)	Shareholding, as a % assuming full conversion of convertible securities (as a percentage of diluted share capital)	No. of Locked in shares	No. of Shares held (a)	As a % of total Shares held (b)	Number of Shares pledged or otherwise	Number of equity shares held in dematerialised form
1																													
(a) Indian Individuals / Hindu Undivided Family																													
Gaurishankar Neelkanth Kalyani	ABAPK7885J		8	102942	0	0	0	102942	0.2733	0	102942	0	0.2733	0	0.0000	0	0.0000	0	102934										
Amit Babasaheb Kalyani	ABAPK7869A		1	63779	0	0	0	63779	0.1693	0	63779	0	0.1693	0	0.0000	0	0.0000	0	63779										
Babasaheb Neelkanth Kalyani	ABIPK5782A		1	28270	0	0	0	28270	0.0751	0	28270	0	0.0751	0	0.0000	0	0.0000	0	28270										
Rohini Gaurishankar Kalyani	ABGPK1583K		1	7204	0	0	0	7204	0.0191	0	7204	0	0.0191	0	0.0000	0	0.0000	0	7204										
Dr. Meera Kheny	AFJPK6538F		1	2000	0	0	0	2000	0.0053	0	2000	0	0.0053	0	0.0000	0	0.0000	0	2000										
Ashok Kumar Kheny	AFUPK7508Q		1	700	0	0	0	700	0.0019	0	700	0	0.0019	0	0.0000	0	0.0000	0	700										
Sugandha Jai Hiremath	AACPH8169D		1	581	0	0	0	581	0.0015	0	581	0	0.0015	0	0.0000	0	0.0000	0	581										
Sulochana Neelkanth Kalyani	AACPH8169D		1	400	0	0	0	400	0.0011	0	400	0	0.0011	0	0.0000	0	0.0000	0	400										
Central Government / State Government(s)			0	0	0	0	0	0	0.0000	0	0	0	0.0000	0	0.0000	0	0.0000	0	0										
(c) Financial Institutions / Banks			0	0	0	0	0	0	0.0000	0	0	0	0.0000	0	0.0000	0	0.0000	0	0										
(d) Any Other (Specify)			13	27284034	0	0	0	27284034	72.4336	0	27284034	0	72.4336	0	0.0000	0	0.0000	0	27284034										
Bodies Corporate			13	27284034	0	0	0	27284034	72.4336	0	27284034	0	72.4336	0	0.0000	0	0.0000	0	27284034										
Ajinkya Investment And Trading Company	AABCA5459K		1	10292103	0	0	0	10292103	27.3235	0	10292103	0	27.3235	0	0.0000	0	0.0000	0	10292103										
Sundaram Trading And Investment Pvt Ltd	AACCS6027N		2	9543068	0	0	0	9543068	25.3349	0	9543068	0	25.3349	0	0.0000	0	0.0000	0	9543068										
Ksl Holdings Private Limited	AABCK8510H		1	5054091	0	0	0	5054091	13.4176	0	5054091	0	13.4176	0	0.0000	0	0.0000	0	5054091										
Pih Finvest Company Limited	AAACP6085F		1	1424885	0	0	0	1424885	3.7828	0	1424885	0	3.7828	0	0.0000	0	0.0000	0	1424885										
Jannhavi Investment Private Limited	AAACI4428N		1	458514	0	0	0	458514	1.2173	0	458514	0	1.2173	0	0.0000	0	0.0000	0	458514										
Raiged Trading Company Pvt.Ltd.	AAACR8546F		1	151674	0	0	0	151674	0.4027	0	151674	0	0.4027	0	0.0000	0	0.0000	0	151674										
Kalyani Consultants Pvt.Ltd.	AAACK7314C		1	149500	0	0	0	149500	0.3969	0	149500	0	0.3969	0	0.0000	0	0.0000	0	149500										
Dandakaranya Investment And Trading Pvt.Ltd.	AAACD7367E		1	95000	0	0	0	95000	0.2522	0	95000	0	0.2522	0	0.0000	0	0.0000	0	95000										
Campanula Investment & Finance Pvt.Ltd	AAACC7261L		1	61389	0	0	0	61389	0.1630	0	61389	0	0.1630	0	0.0000	0	0.0000	0	61389										
Cornflower Investment & Finance Pvt.Ltd	AAACC7259A		1	41900	0	0	0	41900	0.1112	0	41900	0	0.1112	0	0.0000	0	0.0000	0	41900										
Hastinapur Investment & Trading Pvt.Ltd	AAACH5159G		1	6267	0	0	0	6267	0.0166	0	6267	0	0.0166	0	0.0000	0	0.0000	0	6267										
Dronacharya Investment & Trading Pvt.Ltd	AAACD7369L		1	5643	0	0	0	5643	0.0150	0	5643	0	0.0150	0	0.0000	0	0.0000	0	5643										
Sub Total (A)(1)			21	27386976	0	0	0	27386976	72.7069	0	27386976	0	72.7069	0	0.0000	0	0.0000	0	27386976										



BF INVESTMENT

BF Investment Limited

Table II - Statement showing shareholding pattern of the Promoter and Promoter Group


1	2	Category & Name of the shareholders	(i)	(ii)	(iii)	(iv)	(v)	(vi)	(vii)	(viii) As a % of Total nos. shares held (A+B+C2)	Number of Voting Rights held in each class of securities		No. of Shares Underlying Outstanding convertible securities (including Warrants)	Shareholding, as a % assuming full conversion of convertible securities (as a percentage of diluted share capital)	Number of Locked in shares		Number of Shares pledged or otherwise	Number of equity shares held in dematerialised form (XIV)	
											No of Voting Rights	Total % of (A+B+C)			No. (a)	As a % of total Shares held (b)			No. (a)
		Indian																	
		Foreign																	
		Individuals (Non-Resident Individuals / Foreign Individuals)																	
(a)		Government																	
(b)		Institutions																	
(c)		Foreign Portfolio Investor																	
(d)		Any Other (Specify)																	
(e)		Sub Total (A)[2]																	
		Total Shareholding Of Promoter And Promoter Group (A) = (A)(1)+(A)(2)	21	27386976	0	0	27386976	0	27386976	72.7069	27386976	0	27386976	72.7069	0	0.0000	0	0.0000	27386968

Details of Shares which remain unclaimed may be given hear along with details such as number of shareholders, outstanding shares held in demat/undaimed suspense account, voting rights which are frozen etc.

Note :

(1) PAN would not be displayed on website of Stock Exchange(s)

(2) The term 'Encumbrance' has the same meaning as assigned under regulation 28(3) of SEBI (Substantial Acquisition of Shares and Takeovers) Regulations, 2011.




BF INVESTMENT

BF Investment Limited

Table III - Statement showing shareholding pattern of the Public shareholder

Category & Name of the shareholders	PAN	Nos. of shareholders	No. of fully paid up equity shares held	(IV)	Partly paid-up equity shares held	(V)	No. of shares underlying Depository Receipts	(VI)	Total nos. shares held (IV)+(V)+(VI)	(VII) = (IV)+(V)+(VI)	Shareholding % calculated as per SCRR, 1957 As a % of (A+B+C2)	Number of Voting Rights held in each class of securities			(IX)	No. of Shares Underlying Outstanding convertible securities (including Warrants)	(X)	Shareholding, as a % assuming full conversion of convertible securities (as a percentage of diluted share capital)	(XI) = (VII)+(X) As a % of (A+B+C2)	Number of Locked in shares		(XII)	Number of Shares pledged or otherwise encumbered		(XIII)	Number of equity shares held in dematerialised form	(XIV)		
												Class eg: X	Class eg: Y	Total						No. (a)	No. (b)		As a % of total Shares held(b)	No. (a)				No. (b)	
																													No of Voting Rights
1																													
(a) Institutions		(II)	(III)	(IV)	(V)	(VI)	(VII)	(VIII)	(IX)	(X)	(XI)	(XII)	(XIII)	(XIV)	(XV)	(XVI)	(XVII)	(XVIII)	(XIX)	(XX)	(XXI)	(XXII)	(XXIII)	(XXIV)	(XXV)	(XXVI)	(XXVII)		
(a) Mutual Fund			7	333716	0	0	0	333716	0.8859	333716	0.8859	0	0	0.8859	0	0.0000	0	0.0000	0	0.0000	0	0.0000	0	0.0000	0	0.0000	0	0.0000	0
(b) Venture Capital Funds			0	0	0	0	0	0	0.0000	0	0.0000	0	0	0.0000	0	0.0000	0	0.0000	0	0.0000	0	0.0000	0	0.0000	0	0.0000	0	0.0000	0
(c) Alternate Investment Funds			0	0	0	0	0	0	0.0000	0	0.0000	0	0	0.0000	0	0.0000	0	0.0000	0	0.0000	0	0.0000	0	0.0000	0	0.0000	0	0.0000	0
(d) Foreign Venture Capital Investors			0	0	0	0	0	0	0.0000	0	0.0000	0	0	0.0000	0	0.0000	0	0.0000	0	0.0000	0	0.0000	0	0.0000	0	0.0000	0	0.0000	0
(e) Foreign Portfolio Investor			6	258146	0	0	0	258146	0.6853	258146	0.6853	0	0	0.6853	0	0.0000	0	0.0000	0	0.0000	0	0.0000	0	0.0000	0	0.0000	0	0.0000	0
(f) Financial Institutions / Banks			17	25483	0	0	0	25483	0.0677	25483	0.0677	0	0	0.0677	0	0.0000	0	0.0000	0	0.0000	0	0.0000	0	0.0000	0	0.0000	0	0.0000	0
(g) Insurance Companies			1	160127	0	0	0	160127	0.4251	160127	0.4251	0	0	0.4251	0	0.0000	0	0.0000	0	0.0000	0	0.0000	0	0.0000	0	0.0000	0	0.0000	0
(h) Provident Funds/ Pension Funds			0	0	0	0	0	0	0.0000	0	0.0000	0	0	0.0000	0	0.0000	0	0.0000	0	0.0000	0	0.0000	0	0.0000	0	0.0000	0	0.0000	0
(i) Any Other (Specify)			0	0	0	0	0	0	0.0000	0	0.0000	0	0	0.0000	0	0.0000	0	0.0000	0	0.0000	0	0.0000	0	0.0000	0	0.0000	0	0.0000	0
(i) Sub Total (B)(1)			31	777472	0	0	0	777472	2.0640	777472	2.0640	0	0	2.0640	0	0.0000	0	0.0000	0	0.0000	0	0.0000	0	0.0000	0	0.0000	0	0.0000	0
2																													
Central Government/ State Government(s)/ President of India																													
Sub Total (B)(2)			0	0	0	0	0	0	0.0000	0	0.0000	0	0	0.0000	0	0.0000	0	0.0000	0	0.0000	0	0.0000	0	0.0000	0	0.0000	0	0.0000	0
3																													
Non-Institutions																													
(a) Individuals																													
i. Individual shareholders holding nominal share capital up to Rs. 2 lakhs.			21597	4706314	0	0	0	4706314	12.4943	4706314	12.4943	0	0	12.4943	0	0.0000	0	0.0000	0	0.0000	0	0.0000	0	0.0000	0	0.0000	0	0.0000	0
ii. Individual shareholders holding nominal share capital in excess of Rs. 2 lakhs.			10	766851	0	0	0	766851	2.0358	766851	2.0358	0	0	2.0358	0	0.0000	0	0.0000	0	0.0000	0	0.0000	0	0.0000	0	0.0000	0	0.0000	0
(b) NBFCs registered with RBI			0	0	0	0	0	0	0.0000	0	0.0000	0	0	0.0000	0	0.0000	0	0.0000	0	0.0000	0	0.0000	0	0.0000	0	0.0000	0	0.0000	0
(c) Employee Trusts			0	0	0	0	0	0	0.0000	0	0.0000	0	0	0.0000	0	0.0000	0	0.0000	0	0.0000	0	0.0000	0	0.0000	0	0.0000	0	0.0000	0
(c) Overseas Depositories(holding DIRs)			0	0	0	0	0	0	0.0000	0	0.0000	0	0	0.0000	0	0.0000	0	0.0000	0	0.0000	0	0.0000	0	0.0000	0	0.0000	0	0.0000	0
(d) (balancing figure)			0	0	0	0	0	0	0.0000	0	0.0000	0	0	0.0000	0	0.0000	0	0.0000	0	0.0000	0	0.0000	0	0.0000	0	0.0000	0	0.0000	0



BF INVESTMENT

BF Investment Limited

Table III - Statement showing shareholding pattern of the Public shareholder

Category & Name of the shareholders	PAN	Nos. of shareholders	Nos. of fully paid up equity shares held	Partly paid-up equity shares held	No. of shares underlying Depository Receipts	Shareholding % calculated as per SCRR, 1957 As a % of (A+B+C2)	Number of Voting Rights held in each class of securities		No. of Shares Underlying Outstanding convertible securities (including Warrants)	Shareholding, as a % assuming full conversion of convertible securities as a percentage of diluted share capital) (X1)= (VII)+(X) As a % of (A+B+C2)	Number of Locked in shares		Number of Shares pledged or otherwise encumbered	Number of equity shares held in dematerialised form
							No of Voting Rights	Total as a % of (A+B+C)			As a % of total Shares held (b)	As a % of total Shares held (b)		
	(I)	(II)	(III)	(IV)	(V)	(VI)	(VII)	(IX)	(X)	(X1)= (VII)+(X) As a % of (A+B+C2)	(XII)	(XIII)	(XIV)	
1 Institutions							(VII) = (IV)+(V)+ (VI)							
(e) Any Other (Specify)			1252	4030015	0	0	4030015	0	4030015	10.6989	0	0.0000	NA	2444773
Trusts			13	344487	0	0	344487	0	344487	0.9145	0	0.0000	NA	344487
Hindu Undivided Family			469	396943	0	0	396943	0	396943	1.0538	0	0.0000	NA	396943
Non Resident Indians (Non Repat)			90	57285	0	0	57285	0	57285	0.1521	0	0.0000	NA	54131
Non Resident Indians (Repat)			96	53121	0	0	53121	0	53121	0.1410	0	0.0000	NA	51280
Overseas Bodies Corporates			1	350	0	0	350	0	350	0.0009	0	0.0000	NA	350
Clearing Member			213	225178	0	0	225178	0	225178	0.5978	0	0.0000	NA	225178
Bodies Corporate			370	2952651	0	0	2952651	0	2952651	7.8387	0	0.0000	NA	1372404
Krutadnya Management And Trading Services Lip		AANFK3728N		1568600	0	0	1568600	0	1568600	4.1643	0	0.0000	NA	0
Sub Total (B)(3)			22859	9503180	0	0	9503180	0	9503180	25.2290	0	0.0000	NA	7177445
Total Public Shareholding (B)= (B)(1)+(B)(2)+(B)(3)			22890	10280652	0	0	10280652	0	10280652	27.2931	0	0.0000	NA	7952973

Details of the shareholders acting as persons in Concert including their Shareholding (No. and %):

No. of shareholders	No. of Shares

Details of Shares which remain unclaimed may be given hear along with details such as number of shareholders, outstanding shares held in demat/unclaimed suspense account, voting rights which are frozen etc.

Note :

(1) PAN would not be displayed on website of Stock Exchange(s).

(2) The above format needs to disclose name of all holders holding more than 1% of total number of shares

(3) W.r.t. the information pertaining to Depository Receipts, the same may be disclosed in the respective columns to the extent information available and the balance to be disclosed as held by custodian.



BF INVESTMENT

BF Investment Limited
Table IV - Statement showing shareholding pattern of the Non Promoter- Non Public shareholder

Category & Name of the shareholders	PAN	Nos. of share holders	No. of fully paid up equity shares held	Partly paid-up equity shares held	No. of shares underlying Depository Receipts	Shareholding % calculated as per SCRR, 1957 As a % of (A+B+C2)	Number of Voting Rights held in each class of securities			Shareholding, as a % assuming full conversion of convertible securities (as a percentage of diluted share capital)	Number of Locked in shares		Number of Shares pledged or otherwise encumbered		Number of equity shares held in dematerialised form		
							No of Voting Rights	Class eg: X	Class eg: Y		Total (A+B+C)	No. of Shares Underlying Outstanding convertible securities (including Warrants)	No. (a)	As a % of total Shares held(b)		No. (a)	As a % of total Shares held(b)
1			0	0	0	0.0000	0	0	0	0	0	0	0	0	0		
Employee Benefit Trust (under SEBI (Share based Employee Benefit) Regulations, 2014)		0	0	0	0	0.0000	0	0	0	0	0	0	0	0	0		
2		0	0	0	0	0.0000	0	0	0	0	0	0	0	0	0		
Total Non-Promoter- Non Public Shareholding (C)= (C1)+(C2)		0	0	0	0	0.0000	0	0	0	0	0	0	0	0	0		

Note :

- (1) PAN would not be displayed on website of Stock Exchange(s).
- (2) The above format needs to disclose name of all holders holding more than 1% of total number of shares
- (3) W.r.t. the information pertaining to Depository Receipts, the same may be disclosed in the respective columns to the extent information available and the balance to be



[Handwritten Signature]