

BF INVESTMENT

BFUL/NSE/BSE/

July 13, 2016

The Secretary,
National Stock Exchange of India Ltd.
Exchange Plaza, Bandra-Kurla Complex
Bandra (E)
Mumbai 400 051
Symbol : BFINVEST

Dept. of Corporate Services
BSE Ltd.
Phiroze Jeejeebhoy Towers,
Dalal Street,
Mumbai 400 001.
Scrip Code - 533303

Kind Attn : Ms.Neha Gada, Manager,

Dear Sir,

Re :- Regulation 31 of SEBI (Listing Obligations and Disclosure Requirements) Regulations, 2015 – Shareholding pattern as on 30th June, 2016

As required under Regulation 31 of SEBI (Listing Obligations and Disclosure Requirements) Regulations, 2015 we are sending herewith shareholding pattern of the company in the prescribed format for the quarter ended 30th June, 2016.

Thanking you,

Yours faithfully,
For BF Investment Limited



S. R. Kshirsagar
Company Secretary

Encls :- As above.

Correspondence Address:
Cyber City, Tower 15, Level 6, Office 602,
Magarpatta City, Hadapsar, Pune 411013.
Phone: +91-20-6629 2550/26



KALYANI
GROUP COMPANY

CIN:L65993PN2009PLC134021

BF INVESTMENT LIMITED, MUNDHWA, PUNE CANTONMENT, PUNE 411 036, MAHARASHTRA, INDIA

Phone : +91-20-26822552, 26702777 Fax : +91-20-26823061

Email : bfinvestment@vsnl.net

BF INVESTMENT

Shareholding Pattern under Regulation 31 of SEBI (Listing Obligations and Disclosure Requirements)

1	Name of Listed Entity: BF Investment Limited
2	Scrip Code/Name of Scrip/Class of Security: 533303
3	Share Holding Pattern Filed under: Reg. 31(1)(a)/Reg. 31(1)(b)/Reg.31(1)(c)
a.	If under 31(1)(b) then indicate the report for Quarter ending 30/6/2016
b.	If under 31(1)(c) then indicate date of allotment/extinguishment
4	Declaration: The Listed entity is required to submit the following declaration to the extent of submission of information:-

Particulars	Yes*	No*
1 Whether the Listed Entity has issued any partly paid up shares?		No
2 Whether the Listed Entity has issued any Convertible Securities or Warrants?		No
3 Whether the Listed Entity has any shares against which depository receipts are issued?		No
4 Whether the Listed Entity has any shares in locked-in?		No
5 Whether any shares held by promoters are pledge or otherwise encumbered?		No

* If the Listed Entity selects the option 'No' for the questions above, the columns for the partly paid up shares, Outstanding Convertible Securities/Warrants, depository receipts, locked-in shares, No of shares pledged or otherwise encumbered by promoters, as applicable, shall not be displayed at the time of dissemination on the Stock Exchange website. Also wherever there is 'No' declared by Listed Entity in above table the values will be considered as 'Zero' by default on submission of the format of holding of specified securities.



BF INVESTMENT



BF Investment Limited

Table I - Summary Statement holding of specified securities

Category	Category of shareholder	Number of shareholders	No. of fully paid up equity shares held	No. of partly paid-up equity shares held	No. of shares underlying Depository Receipts	Total nos. shares held	Shareholding as a % of total no. of shares (calculated as per SCRR, 1957)	Number of Voting Rights held in each class of securities			No. of Shares Underlying Outstanding convertible securities (including Warrant)	Shareholding, as a % assuming full conversion of convertible securities (as a percentage of)	Number of Locked in shares		Number of Shares pledged or		Number of equity shares held in dematerialised form
								No of Voting Rights	Class eg: X	Class eg: Y			No. (a)	As a % of total Shares held(b)	No. (a)	As a % of total Shares held(b)	
(I)	(II)	(III)	(IV)	(V)	(VI)	(VII) = (IV)+(V)+(VI)	(VIII) As a % of (A+B+C2)	(IX)	(X)	(XI) = (VII)+(X) As a % of (A+B+C2)	(XII)	(XIII)	(XIV)				
(A)	Promoter & Promoter Group	21	27386976	0	0	27386976	72.71	0	27386976	72.71	0	0.00	0	0.00	0	27386968	
(B)	Public	23915	10280652	0	0	10280652	27.29	0	10280652	27.29	0	0.00	0	0.00	0	7914315	
(C)	Non Promoter - Non Public																
(C1)	Shares Underlying DRs	0	0	0	0	0	0.00	0	0	0.00	0	0.00	0	0.00	0	0	
(C2)	Shares Held By Employee Trust	0	0	0	0	0	0.00	0	0	0.00	0	0.00	0	0.00	0	0	
	Total	23936	37667628	0	0	37667628	100.00	0	37667628	100.00	0	0.00	0	0.00	0	35301283	

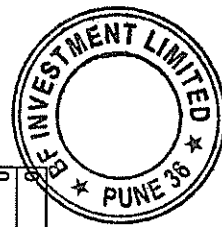
BF INVESTMENT



BF Investment Limited
Table II - Statement showing shareholding pattern of the Promoter and Promoter Group

Category & Name of the shareholders	PAN	Nos. of share holders	No. of fully paid up equity shares held	Partly paid-up equity shares held	No. of shares underlying Depository Receipts	Total nos. shares held	Shareholding % as per SCRR, 1957 As a % of (A+B+C2)	Number of Voting Rights held in each class of securities			No. of Shares Underlying convertible securities (including Warrants)	Shareholding, as a % assuming full conversion of convertible securities (as a percentage of diluted share capital)	Number of Locked in shares		Number of Shares pledged or otherwise		Number of equity shares held in dematerialised form
								No of Voting Rights	Class eg: X	Total			No. (a)	As a % of total Shares held(b)	No. (a)	As a % of total Shares held(b)	
(i)	(ii)	(iii)	(iv)	(v)	(vi)	(vii) = (iv)+(v)+(vi)	(viii) As a % of (A+B+C2)	(ix)			(x)	(xi) = (vii)+(x) As a % of (A+B+C2)	(xii)	(xiii)	(xiv)		
1 Indian																	
(a) Individuals / Hindu Undivided Family																	
Gaurishankar Neelkanth Kalyani	ABAPK7885J	1	63779	0	0	63779	0.17	0	63779	0	63779	0.17	0	0	0	0.00	63779
Amit Babasaheb Kalyani	ABAPK7869A	1	28270	0	0	28270	0.08	0	28270	0	28270	0.08	0	0	0	0.00	28270
Babasaheb Neelkanth Kalyani	ABIPK5782A	1	7204	0	0	7204	0.02	0	7204	0	7204	0.02	0	0	0	0.00	7204
Rohini Gaurishankar Kalyani	ABGPK1583K	1	2000	0	0	2000	0.01	0	2000	0	2000	0.01	0	0	0	0.00	2000
Dr. Meera Kheny	AEJPK6538F	1	700	0	0	700	0.00	0	700	0	700	0.00	0	0	0	0.00	700
Ashok Kumar Kheny	AFJPK7508Q	1	581	0	0	581	0.00	0	581	0	581	0.00	0	0	0	0.00	581
Sugandha Jai Hiremath	AACP8169D	1	400	0	0	400	0.00	0	400	0	400	0.00	0	0	0	0.00	400
Sulochana Neelkanth Kalyani			8	0	0	8	0.00	0	8	0	8	0.00	0	0	0	0.00	0
(b) Central Government / State Government(s)																	
(c) Financial Institutions / Banks																	
(d) Any Other (Specify)																	
Bodies Corporate		13	27284034	0	0	27284034	72.43	0	27284034	0	27284034	72.43	0	0	0	0.00	27284034
Ajinkya Investment And Trading Company	AABCAS459K	1	10292103	0	0	10292103	27.32	0	10292103	0	10292103	27.32	0	0	0	0.00	10292103
Sundaram Trading And Investment Pvt Ltd	AACCS6027N	2	9543068	0	0	9543068	25.33	0	9543068	0	9543068	25.33	0	0	0	0.00	9543068
Ksl Holdings Private Limited	AABCK8510H	1	5054091	0	0	5054091	13.42	0	5054091	0	5054091	13.42	0	0	0	0.00	5054091
Pih Finvest Company Limited	AAACP6085F	1	1424885	0	0	1424885	3.78	0	1424885	0	1424885	3.78	0	0	0	0.00	1424885
Jannhavi Investment Private Limited	AAACJ4428N	1	458514	0	0	458514	1.22	0	458514	0	458514	1.22	0	0	0	0.00	458514

BF INVESTMENT



BF Investment Limited

Table II - Statement showing shareholding pattern of the Promoter and Promoter Group

Category & Name of the shareholders	PAN	Nos. of shareholder s	No. of fully paid up equity shares held	Partly paid-up equity shares held	No. of shares underlying Depository Receipts	Total nos. shares held	Shareholding % calculated as per SCRR, 1957 As a % of (A+B+C2)	Number of Voting Rights held in each class of securities			Shareholding, as a % assuming full conversion of convertible securities (as a percentage of diluted share capital)	Number of Locked in shares		Number of Shares pledged or otherwise		Number of equity shares held in dematerialised form	
								No of Voting Rights	Class eg: X	Class eg: y		Total	No. (a)	As a % of total Shares held(b)	No. (a)		As a % of total Shares held(b)
(I)	(II)	(III)	(IV)	(V)	(VI)	(VII) = (IV)+(V)+(VI)	(VIII) As a % of (A+B+C2)	(IX)	(X)	(XI) = (VII)+(X) As a % of (A+B+C2)	(XII)	(XIII)	(XIV)				
Rajgad Trading Company Pvt.Ltd.	AAACR8546F	1	151674	0	0	151674	0.40	0	151674	0.40	0	0	0	0.00	0	0.00	151674
Kalyani Consultants Pvt.Ltd.	AAACK7314C	1	149500	0	0	149500	0.40	0	149500	0.40	0	0	0	0.00	0	0.00	149500
Dandakaranya Investment And Trading Pvt.Ltd.	AAACD7367E	1	95000	0	0	95000	0.25	0	95000	0.25	0	0	0	0.00	0	0.00	95000
Campanula Investment & Finance Pvt.Ltd	AAACC7261L	1	61389	0	0	61389	0.16	0	61389	0.16	0	0	0	0.00	0	0.00	61389
Cornflower Investment & Finance Pvt.Ltd	AAACC7259A	1	41900	0	0	41900	0.11	0	41900	0.11	0	0	0	0.00	0	0.00	41900
Hastinapur Investment & Trading Pvt.Ltd	AAACH5159G	1	6267	0	0	6267	0.02	0	6267	0.02	0	0	0	0.00	0	0.00	6267
Dronacharya Investment & Trading Pvt.Ltd	AAACD7369L	1	5643	0	0	5643	0.02	0	5643	0.02	0	0	0	0.00	0	0.00	5643
Sub Total (A)(1)		21	27386976	0	0	27386976	72.71	27386976	72.71	72.71	0	0	0	0.00	0	0.00	27386968
2 Foreign Individuals (Non-Resident Individuals / Foreign Individuals)																	
(a)		0	0	0	0	0	0.00	0	0	0.00	0	0	0	0.00	0	0.00	0
(b)		0	0	0	0	0	0.00	0	0	0.00	0	0	0	0.00	0	0.00	0
(c)		0	0	0	0	0	0.00	0	0	0.00	0	0	0	0.00	0	0.00	0
(d)		0	0	0	0	0	0.00	0	0	0.00	0	0	0	0.00	0	0.00	0

[Handwritten Signature]

BF INVESTMENT

BF Investment Limited

Table II - Statement showing shareholding pattern of the Promoter and Promoter Group


Category & Name of the shareholders	PAN	Nos. of share holders	No. of fully paid up equity shares held	Partly paid-up equity shares held	No. of shares underlying Depository Receipts	Total nos. shares held	Shareholding % as per SCRR, 1957 As a % of (A+B+C2)	Number of Voting Rights held in each class of securities			No. of Shares Underlying Outstanding convertible securities (including Warrants)	Shareholding, as a % assuming full conversion of convertible securities (as a percentage of diluted share capital)	Number of Locked in shares		Number of Shares pledged or otherwise		Number of equity shares held in dematerialised form	
								No of Voting Rights					Total as a % of (A+B+C)	No. (a)	As a % of total Shares held(b)	No. (a)		As a % of total Shares held(b)
								Class eg: X	Class eg: Y	Total								
(I)		(III)	(IV)	(V)	(VI)	(VII) = (IV)+(V)+(VI)	(VIII) As a % of (A+B+C2)	(IX)	(X)	(XI) = (VII)+(X) As a % of (A+B+C2)	(XII)	(XIII)	(XIV)					
(e) Any Other (Specify)		0	0	0	0	0	0.00	0	0	0.00	0	0	0	0.00	0	0	0	
Sub Total (A)(2)		0	0	0	0	0	0.00	0	0	0.00	0	0	0	0.00	0	0	0	
Total Shareholding Of Promoter And Promoter Group (A)= (A)(1)+(A)(2)		21	27386976	0	0	27386976	72.71	27386976	0	72.71	0	0	0	0.00	0	0	27386968	

Details of Shares which remain unclaimed may be given hear along with details such as number of shareholders, outstanding shares held in demat/unclaimed suspense account, voting rights which are frozen etc.


Note:

(1) PAN would not be displayed on website of Stock Exchange(s)

(2) The term 'Encumbrance' has the same meaning as assigned under regulation 28(3) of SEBI (Substantial Acquisition of Shares and Takeovers) Regulations, 2011.



BF INVESTMENT



BF Investment Limited

Table III - Statement showing shareholding pattern of the Public shareholder


Category & Name of the shareholders	PAN	Nos. of shareholders	No. of fully paid up equity shares held	Partly paid-up equity shares held	No. of shares underlying Depository Receipts	Total nos. shares held	Shareholding % calculated as per SCRR, 1957 As a % of (A+B+C2)	Number of Voting Rights held in each class of securities			No. of Shares Underlying convertible securities (including Warrants)	Shareholding, as a % assuming conversion of convertible securities as a percentage of diluted share capital	Number of Locked in shares		Number of Shares pledged or		Number of equity shares held in dematerialised form	
								No of Voting Rights	Class eg: X	Class eg: Y			Total	No. (a)	As a % of total Shares held(b)	No. (a)		As a % of total Shares held(b)
1 Institutions																		
(a) Mutual Fund	(II)	8	333916	0	0	333916	0.89	333916	0	333916	0	0.89	0	0.00	NA	NA	333726	
(b) Venture Capital Funds		0	0	0	0	0	0.00	0	0	0	0	0.00	0	0.00	NA	NA	0	
(c) Alternate Investment Funds		0	0	0	0	0	0.00	0	0	0	0	0.00	0	0.00	NA	NA	0	
(d) Foreign Venture Capital Investors		0	0	0	0	0	0.00	0	0	0	0	0.00	0	0.00	NA	NA	0	
(e) Foreign Portfolio Investor		7	265369	0	0	265369	0.70	265369	0	265369	0	0.70	0	0.00	NA	NA	265319	
(f) Financial Institutions / Banks		16	9051	0	0	9051	0.02	9051	0	9051	0	0.02	0	0.00	NA	NA	7347	
(B) Insurance Companies		1	160127	0	0	160127	0.43	160127	0	160127	0	0.43	0	0.00	NA	NA	160127	
(h) Provident Funds/ Pension Funds		0	0	0	0	0	0.00	0	0	0	0	0.00	0	0.00	NA	NA	0	
(i) Any Other (Specify)		0	0	0	0	0	0.00	0	0	0	0	0.00	0	0.00	NA	NA	0	
Sub Total (B)(1)		32	768463	0	0	768463	2.04	768463	0	768463	0	2.04	0	0.00	NA	NA	766519	
Central Government/ State Government(s)/ President of India																		
2 India																		
Sub Total (B)(2)		0	0	0	0	0	0.00	0	0	0	0	0.00	0	0.00	NA	NA	0	
3 Non-Institutions																		
(a) Individuals																		
i. Individual shareholders holding nominal share capital up to Rs. 2 lakhs.		22651	4768042	0	0	4768042	12.66	4768042	0	4768042	0	12.66	0	0.00	NA	NA	3988891	

BF INVESTMENT

BF Investment Limited
Table III - Statement showing shareholding pattern of the Public shareholder

Category & Name of the shareholders	PAN	Nos. of shareholders	No. of fully paid up equity shares held	Partly paid-up equity shares held	No. of shares underlying Depository Receipts	Total nos. shares held (VII) = (IV)+(V)+(VI)	Shareholding % calculated as per SCRR, 1957 As a % of (A+B+C2)	Number of Voting Rights held in each class of securities		No. of Underlying Outstanding convertible securities (including Warrants)	Shareholding, as a % assuming conversion of convertible securities as a percentage of diluted share capital)	Number of Locked in shares		Number of Shares pledged or		Number of equity shares held in dematerialised form			
								No of Voting Rights	Class eg: X			Class eg: Y	Total	As a % of total Shares held(b)	No. (a)		As a % of total Shares held(b)	No. (a)	As a % of total Shares held(b)
(i)																			
ii. Individual shareholders holding nominal share capital in excess of Rs. 2 lakhs.		10	738158	0	0	738158	1.96	738158	0	738158	1.96	0	0	0	0	0	738158		
(b) NBFCs registered with RBI		0	0	0	0	0	0.00	0	0	0	0.00	0	0	0	0	0	0	0	
(c) Employee Trusts		0	0	0	0	0	0.00	0	0	0	0.00	0	0	0	0	0	0	0	
Overseas Depositories(holding DRs) (balancing figure)		0	0	0	0	0	0.00	0	0	0	0.00	0	0	0	0	0	0	0	
(d) Any Other (Specify)		1222	4005989	0	0	4005989	10.64	4005989	0	4005989	10.64	0	0	0	0	0	4005989	2420747	
Trusts		13	344487	0	0	344487	0.91	344487	0	344487	0.91	0	0	0	0	0	344487	344487	
Hindu Undivided Family		508	406491	0	0	406491	1.08	406491	0	406491	1.08	0	0	0	0	0	406491	406491	
Non Resident Indians (Non Repat)		88	52459	0	0	52459	0.14	52459	0	52459	0.14	0	0	0	0	0	52459	49305	
Non Resident Indians (Repat)		93	89423	0	0	89423	0.24	89423	0	89423	0.24	0	0	0	0	0	89423	87582	
Overseas Bodies Corporates		1	350	0	0	350	0.00	350	0	350	0.00	0	0	0	0	0	350	350	
Clearing Member		150	252026	0	0	252026	0.67	252026	0	252026	0.67	0	0	0	0	0	252026	252026	
Bodies Corporate		369	2860753	0	0	2860753	7.59	2860753	0	2860753	7.59	0	0	0	0	0	2860753	1280506	
Krutadnya Management And Trading Services Llp	X		1568600	0	0	1568600	4.16	1568600	0	1568600	4.16	0	0	0	0	0	1568600	0	
Sub Total (B)(3)		23883	9512189	0	0	9512189	25.25	9512189	0	9512189	25.25	0	0	0	0	0	9512189	7147796	
Total Public Shareholding (B)= (B)(1)+(B)(2)+(B)(3)		23915	10280652	0	0	10280652	27.29	10280652	0	10280652	27.29	0	0	0	0	0	10280652	7914315	

Details of the shareholders appearing as persons in Concert including their Shareholding (No. and %):



BF INVESTMENT

BF Investment Limited

Table III - Statement showing shareholding pattern of the Public shareholder

Category & Name of the shareholders	PAN	Nos. of shareholders	No. of fully paid up equity shares held	Partly paid-up equity shares held	No. of shares underlying Depository Receipts	Total nos. shares held	Shareholding % calculated as per SCRR, 1957 As a % of (A+B+C2)	Number of Voting Rights held in each class of securities			No. of Shares Underlying Outstanding convertible securities (including Warrants)	Shareholding, as a % assuming conversion of convertible securities as a percentage of diluted share capital)	Number of Locked in shares	Number of Shares pledged or	Number of equity shares held in dematerialised form	
								No of Voting Rights	Class eg: X	Class Total eg: Y						No. (a)
													Total as a % of (A+B+C)	(IX)	(X)	
(I)	(II)	(III)	(IV)	(V)	(VI)	(VII) = (IV)+(V)+(VI)	(VIII) As a % of (A+B+C2)	(IX)	(X)	(XI)= (VII)+(X) As a % of (A+B+C2)	(XII)	(XIII)	(XIV)			

Details of Shares which remain unclaimed may be given hear along with details such as number of shareholders, outstanding shares held in demat/unclaimed suspense account, voting rights which are frozen etc.

No. of shareholders	0
No. of Shares	0

Note:

- (1) PAN would not be displayed on website of Stock Exchange(s).
- (2) The above format needs to be disclosed along with the name of following persons: Institutions/Non Institutions holding more than 1% of total number of shares
- (3) W.r.t. the information pertaining to Depository Receipts, the same may be disclosed in the respective columns to the extent information available and the balance to be disclosed as held by custodian.



[Handwritten Signature]

BF INVESTMENT

BF Investment Limited

Table IV - Statement showing shareholding pattern of the Non Promoter- Non Public shareholder

Category & Name of the shareholders	PAN of shareholders	Nos. of shareholders	No. of fully paid up equity shares held	Partly paid-up equity shares held	No. of shares underlying Depository Receipts	Total nos. shares held	Shareholding % as per SCRR, 1957 As a % of (A+B+C2)	Number of Voting Rights held in each class of securities			No. of Shares Underlying Outstanding convertible securities (including Warrants)	Shareholding, as a % assuming full conversion of convertible securities (as a percentage of diluted share capital)	Number of Locked in shares		Number of Shares pledged or otherwise		Number of equity shares held in dematerialised form	
								No of Voting Rights	Class eg: X	Class Total eg: Y			Total as a % of (A+B+C)	No. (a)	As a % of total Shares held(b)	No. (a)		As a % of total Shares held(b)
1 Custodian/DR Holder Employee Benefit Trust (under SEBI (Share based Employee Benefit) Regulations, 2014)	(II)	(III)	(IV)	(V)	(VI)	(VII) = (IV)+(V)+(VI)	(VIII) As a % of (A+B+C2)	0	0	0	0	0	0	0	0	0	0	0
2 Total Non-Promoter- Non Public Shareholding (C)= (C1)+(C2)		0	0	0	0	0	0.00	0	0	0	0	0	0	0	0	0	0	0

Note:

(1) PAN would not be displayed on website of Stock Exchange(s).

(2) The above format needs to disclose name of all holders holding more than 1% of total number of shares

(3) W.r.t. the information pertaining to Depository Receipts, the same may be disclosed in the respective columns to the extent information available

