

B F I N V E S T M E N T

BFUL/NSE/BSE/

January 15, 2018

The Secretary,
National Stock Exchange of India Ltd.
Exchange Plaza, Bandra-Kurla Complex
Bandra (E)
Mumbai 400 051
Symbol : BFINVEST

Dept. of Corporate Services
BSE Ltd.
Phiroze Jeejeebhoy Towers,
Dalal Street,
Mumbai 400 001.
Scrip Code - 533303

Kind Attn : Ms.Neha Gada, Manager,

Dear Sir,

Re :- Regulation 31 of SEBI (Listing Obligations and Disclosure Requirements) Regulations, 2015 – Shareholding pattern as on 31st December, 2017

As required under Regulation 31 of SEBI (Listing Obligations and Disclosure Requirements) Regulations, 2015 we are sending herewith shareholding pattern of the company in the prescribed format for the quarter ended 31st December, 2017.

Thanking you,

Yours faithfully,
For BF Investment Limited


S. R. Kshirsagar
Company Secretary

Encls :- As above.



KALYANI
GROUP COMPANY

Correspondence Address:
Cyber City, Tower 15, Level 6, Office 602,
Magarpatta City, Hadapsar, Pune 411013.
Phone: +91-20-6629 2550/26

CIN:L65993PN2009PLC134021

BF INVESTMENT LIMITED, MUNDHWA, PUNE CANTONMENT, PUNE 411 036, MAHARASHTRA, INDIA

Phone : +91-20-26822552, 26702777 Fax : +91-20-26823061


Email : bfinvestment@vsnl.net

Shareholding Pattern under Regulation 31 of SEBI (Listing Obligations and Disclosure Requirements) Regulations, 2015

1.	Name of Listed Entity: BF Investment Limited
2.	Scrip Code/Name of Scrip/Class of Security: 533303
3.	Share Holding Pattern Filed under: Reg. 31(1)(a)/Reg. 31(1)(b)/Reg.31(1)(c)
	a. If under 31(1)(b) then indicate the report for Quarter ending : 31st December, 2017
	b. If under 31(1)(c) then indicate date of allotment/extinguishment
4.	Declaration: The Listed entity is required to submit the following declaration to the extent of submission of information:-

	Particulars	Yes*	No*
1	Whether the Listed Entity has issued any partly paid up shares?		No
2	Whether the Listed Entity has issued any Convertible Securities or Warrants?		No
3	Whether the Listed Entity has any shares against which depository receipts are issued?		No
4	Whether the Listed Entity has any shares in locked-in?		No
5	Whether any shares held by promoters are pledge or otherwise encumbered?		No


* If the Listed Entity selects the option 'No' for the questions above, the columns for the partly paid up shares, Outstanding Convertible Securities/Warrants, depository receipts, locked-in shares, No of shares pledged or otherwise encumbered by promoters, as applicable, shall not be displayed at the time of dissemination on the Stock Exchange website. Also wherever there is 'No' declared by Listed Entity in above table the values will be considered as 'Zero' by default on submission of the format of holding of specified securities.



BF Investment Limited

Table I - Summary Statement holding of specified securities

Category	(i)	(ii)	(iii)	(iv)	(v)	(vi)	(vii) = Total nos. shares held	(viii) As a % of total no. of shares (calculated as per SCRR, 1957)	Number of Voting Rights held in each class of securities			No. of Shares Underlying Outstanding convertible securities (including Warrants)	Shareholding, as a % assuming full conversion of convertible securities (as a percentage of diluted share capital)	Number of Locked in shares	Number of Shares pledged or otherwise encumbered	Number of equity shares held in dematerialised form	
									Class eg: X	Class eg: Y	Total						
				No. of fully paid up equity shares held	No. of Partly paid up equity shares held	No. of shares underlying Depository Receipts		Shareholding as a % of total no. of shares (calculated as per SCRR, 1957)	No. of Voting Rights								
				(iv)	(v)	(vi)	(vii) =	(viii) As a	Class eg: X	Class eg: Y	Total (ix)	(x)	(xi) =	(xii)	(xiii)	(xiv)	
(A)	Promoter & Promoter Group		20	27386976	0	0	27386976	72.7069	27386976	0	27386976	0	72.7069	0	0.0000	0	27386968
(B)	Public		22855	10280652	0	0	10280652	27.2931	10280652	0	10280652	0	27.2931	0	0.0000	0	7961565
(C)	Non Promoter - Non Public					0					0	0			0.0000		
(C1)	Shares Underlying DRs		0	0	0	0	0	0.0000	0	0	0.0000	0	0.0000	0	0.0000	0	0
(C2)	Shares Held By Employee Trust		0	0	0	0	0	0.0000	0	0	0.0000	0	0.0000	0	0.0000	0	0
Total			22875	37667628	0	0	37667628	100.0000	37667628	0	37667628	0	100.0000	0	0.0000	0	35348533



[Handwritten Signature]

BF Investment Limited

Table II - Statement showing shareholding pattern of the Promoter and Promoter Group

Category & Name of the shareholders	PAN	(i)	(ii)	(iii)	(iv)	(v)	(vi)	(vii) = (iv)+(v)+(vi)	Shareholding % as per SCRR, 1957 As a % of (A+B+C2)	Number of Voting Rights held in each class of securities			No. of Shares Underlying Outstanding convertible securities (including Warrants)	Shareholding, as a % assuming full conversion of convertible securities (as a percentage of diluted share capital) (XI) = (VII)+(X) As a % of (A+B+C2)	Number of Locked in shares		Number of Shares pledged or otherwise encumbered		Number of equity shares held in dematerialised form
										Total as a % of (A+B+C)	Class	Total			No. Shares (a)	As a % of total Shares held (b)	No. Shares (a)	As a % of total Shares held (b)	
1 Indian																			
(a) Individuals / Hindu Undivided Family																			
Gaurishankar Neelkanth Kalyani	ABAPK7885J			8	102942	0	0	102942	0.2733	102942	0	102942	0	0.2733	0	0.0000	0	0.0000	102934
Amit Babasaheb Kalyani	ABAPK7869A			1	63779	0	0	63779	0.1693	63779	0	63779	0	0.1693	0	0.0000	0	0.0000	63779
Babasaheb Neelkanth Kalyani	ABIPK5782A			1	28270	0	0	28270	0.0751	28270	0	28270	0	0.0751	0	0.0000	0	0.0000	28270
Rohini Gaurishankar Kalyani	ABGPK1583K			1	7204	0	0	7204	0.0191	7204	0	7204	0	0.0191	0	0.0000	0	0.0000	7204
Dr. Meera Kheny	AFJPK6538F			1	2000	0	0	2000	0.0053	2000	0	2000	0	0.0053	0	0.0000	0	0.0000	2000
Ashok Kumar Kheny	AFUPK7508Q			1	700	0	0	700	0.0019	700	0	700	0	0.0019	0	0.0000	0	0.0000	700
Sugandha Jai Hiremath	AACP8169D			1	581	0	0	581	0.0015	581	0	581	0	0.0015	0	0.0000	0	0.0000	581
Sulochana Neelkanth kalyani	ABAPK7872P			1	400	0	0	400	0.0011	400	0	400	0	0.0011	0	0.0000	0	0.0000	400
(b) Central Government / State Government(s)				0	0	0	0	0	0.0000	0	0	0	0	0.0000	0	0.0000	0	0.0000	0
(c) Financial Institutions / Banks				0	0	0	0	0	0.0000	0	0	0	0	0.0000	0	0.0000	0	0.0000	0
(d) Any Other (Specify)				12	27284034	0	0	27284034	72.4336	27284034	0	27284034	0	72.4336	0	0.0000	0	0.0000	27284034
Bodies Corporate				12	27284034	0	0	27284034	72.4336	27284034	0	27284034	0	72.4336	0	0.0000	0	0.0000	27284034
Ajinkya Investment And Trading Company	AAAC5459K			1	10292103	0	0	10292103	27.3235	10292103	0	10292103	0	27.3235	0	0.0000	0	0.0000	10292103
Sundaram Trading And Investment Pvt Ltd	AACCS6027N			1	9543068	0	0	9543068	25.3349	9543068	0	9543068	0	25.3349	0	0.0000	0	0.0000	9543068
Ksl Holdings Private Limited	AAACK8510H			1	5054091	0	0	5054091	13.4176	5054091	0	5054091	0	13.4176	0	0.0000	0	0.0000	5054091
Pih Finvest Company Limited	AAACP6085F			1	1424885	0	0	1424885	3.7828	1424885	0	1424885	0	3.7828	0	0.0000	0	0.0000	1424885
Jannhavi Investment Private Limited	AAAC4428N			1	458514	0	0	458514	1.2173	458514	0	458514	0	1.2173	0	0.0000	0	0.0000	458514
Rajgad Trading Company Pvt.Ltd.	AAACR8546F			1	151674	0	0	151674	0.4027	151674	0	151674	0	0.4027	0	0.0000	0	0.0000	151674
Kalyani Consultants Pvt.Ltd.	AAACK7314C			1	149500	0	0	149500	0.3969	149500	0	149500	0	0.3969	0	0.0000	0	0.0000	149500
Dandakaranya Investment And Trading Pvt.Ltd.	AAACD7367E			1	95000	0	0	95000	0.2522	95000	0	95000	0	0.2522	0	0.0000	0	0.0000	95000
Campanula Investment & Finance Pvt.ltd	AAACCT761L			1	61389	0	0	61389	0.1630	61389	0	61389	0	0.1630	0	0.0000	0	0.0000	61389
Cornflower Investment & Finance Pvt.Ltd	AAACCT7259A			1	41900	0	0	41900	0.1112	41900	0	41900	0	0.1112	0	0.0000	0	0.0000	41900

BF Investment Limited

Table II - Statement showing shareholding pattern of the Promoter and Promoter Group


Category & Name of the shareholders	PAN	(i)	(ii)	(iii)	(iv)	(v)	(vi)	(vii) = (iv)+(v)+(vi)	Shareholding % calculated as per SCRR, 1957 As a % of (A+B+C2)	Number of Voting Rights held in each class of securities			No. of Shares Underlying Outstanding convertible securities (including Warrants)	Shareholding, as a % assuming full conversion of convertible securities as a percentage of diluted share capital) (XI) = (VII)+(X) As a % of (A+B+C2)	Number of Shares		Number of equity shares held in dematerialised form				
										Nos. of share holders	No. of fully paid up equity shares held	Partly paid-up equity shares held			No. of shares underlying Depository Receipts	Class e.g. X, Y, Z Total		No. Locked in shares	As a % of total Shares held (b)	No. Shares held (a)	As a % of total Shares held (b)
Hastinapur Investment & Trading Pvt.Ltd	AAACH5159G	1	6267	0	0	0	6267	0.0166	6267	0	6267	0.0166	0	0.0000	0	0.0000	6267				
Dronacharya Investment & Trading Pvt.Ltd	AAACD7369L	1	5643	0	0	0	5643	0.0150	5643	0	5643	0.0150	0	0.0000	0	0.0000	5643				
Sub Total (A)(1)		20	27386976	0	0	0	27386976	72.7069	27386976	0	27386976	72.7069	0	0.0000	0	0.0000	27386968				
2 Foreign Individuals (Non-Resident Individuals / Foreign Individuals)		0	0	0	0	0	0	0.0000	0	0	0	0.0000	0	0.0000	0	0.0000	0				
(b) Government		0	0	0	0	0	0	0.0000	0	0	0	0.0000	0	0.0000	0	0.0000	0				
(c) Institutions		0	0	0	0	0	0	0.0000	0	0	0	0.0000	0	0.0000	0	0.0000	0				
(d) Foreign Portfolio Investor		0	0	0	0	0	0	0.0000	0	0	0	0.0000	0	0.0000	0	0.0000	0				
(e) Any Other (Specify)		0	0	0	0	0	0	0.0000	0	0	0	0.0000	0	0.0000	0	0.0000	0				
Sub Total (A)(2)		0	0	0	0	0	0	0.0000	0	0	0	0.0000	0	0.0000	0	0.0000	0				
Total Shareholding Of Promoter And Promoter Group (A) = (A)(1)+(A)(2)		20	27386976	0	0	0	27386976	72.7069	27386976	0	27386976	72.7069	0	0.0000	0	0.0000	27386968				

Details of Shares which remain unclaimed may be given hear along with details such as number of shareholders, outstanding shares held in demat/unclaimed suspense account, voting rights which are frozen etc.

Note :

(1) PAN would not be displayed on website of Stock Exchange(s)

(2) The term 'Encumbrance' has the same meaning as assigned under regulation 28(3) of SEBI (Substantial Acquisition of Shares and Takeovers) Regulations, 2011.



[Handwritten Signature]

BF Investment Limited

Table III - Statement showing shareholding pattern of the Public shareholder

Category & Name of the shareholders	PAN	(i)	(ii)	(iii)	(iv)	(v)	(vi)	(vii) = (iv)+(v)+(vi)	Shareholding % calculated as per SCRR, 1957 As a % of (A+B+C2)	Number of Voting Rights held in each class of securities			No. of Shares Underlying Outstanding convertible securities (including Warrants)	Shareholding, as a % assuming full conversion of convertible securities as a percentage of diluted share capital) (X1) = (VII)+(X) As a % of (A+B+C2)	Number of Shares		Number of equity shares held in dematerialised form	
										No of Voting Rights					As a % of total Shares held (a)	As a % of total Shares held (b)		As a % of total Shares held (a)
										Class	eg: X	eg: Y						
1 Institutions										(IX)	(X)	(XII)	(XIII)	(XIV)				
(a) Mutual Fund		7	295580	0	295580	0	295580	0.7847	0.7847	0	0.0000	0	0.0000	0	0.0000	0	295390	
(b) Venture Capital Funds		0	0	0	0	0	0	0.0000	0.0000	0	0.0000	0	0.0000	0	0.0000	0	0	
(c) Alternate Investment Funds		0	0	0	0	0	0	0.0000	0.0000	0	0.0000	0	0.0000	0	0.0000	0	0	
(d) Foreign Venture Capital Investors		0	0	0	0	0	0	0.0000	0.0000	0	0.0000	0	0.0000	0	0.0000	0	0	
(e) Foreign Portfolio Investor		20	753283	0	753283	0	753283	1.9998	1.9998	0	0.0000	0	0.0000	0	0.0000	0	753233	
(f) Financial Institutions / Banks		15	80244	0	80244	0	80244	0.2130	0.2130	0	0.0000	0	0.0000	0	0.0000	0	78540	
(g) Insurance Companies		1	160127	0	160127	0	160127	0.4251	0.4251	0	0.0000	0	0.0000	0	0.0000	0	160127	
(h) Provident Funds/ Pension Funds		0	0	0	0	0	0	0.0000	0.0000	0	0.0000	0	0.0000	0	0.0000	0	0	
(i) Any Other (Specify)		0	0	0	0	0	0	0.0000	0.0000	0	0.0000	0	0.0000	0	0.0000	0	0	
Sub Total (B)(1)		43	1289234	0	1289234	0	1289234	3.4227	3.4227	0	0.0000	0	0.0000	0	0.0000	0	1287290	
Central Government/ State Government(s)/ President of India																		
Sub Total (B)(2)		0	0	0	0	0	0	0.0000	0.0000	0	0.0000	0	0.0000	0	0.0000	0	0	
3 Non-Institutions																		
(a) Individuals																		
i. Individual shareholders holding nominal share capital up to Rs. 2 lakhs.		21574	4530958	0	4530958	0	4530958	12.0288	12.0288	0	0.0000	0	0.0000	0	0.0000	0	3799057	
ii. Individual shareholders holding nominal share capital in excess of Rs. 2 lakhs. NBFCs registered with RBI		6	334529	0	334529	0	334529	0.8881	0.8881	0	0.0000	0	0.0000	0	0.0000	0	334529	
(c) Employee Trusts		0	0	0	0	0	0	0.0000	0.0000	0	0.0000	0	0.0000	0	0.0000	0	0	
(d) Overseas Depositories(holding DRs) (balancing figure)		0	0	0	0	0	0	0.0000	0.0000	0	0.0000	0	0.0000	0	0.0000	0	0	

BF Investment Limited

Table III - Statement showing shareholding pattern of the Public shareholder

Category & Name of the shareholders	PAN	Nos. of shareholders	No. of fully paid up equity shares held	Partly paid up equity shares held	No. of shares under Depository Receipts	Shareholding % calculated as per SCRR, 1957 As a % of (A+B+C2)	Number of Voting Rights held in each class of securities			No. of Shares Underlying Outstanding convertible securities (including Warrants)	Shareholding, as a % assuming full conversion of convertible securities as a percentage of diluted share capital (XII)= (VII)+(X) As a % of (A+B+C2)	Number of Shares		
							Class eg: X eg: Y	Total	Total as a % of (A+B+C)			No. Locked in shares	Number of Shares pledged or otherwise encumbered	
														(X)
(e) Any Other (Specify)	(i)	(ii)	(iii)	(iv)	(v)	(vi)	(vii) = (iv)+(v)+(vi)	(viii) As a % of (A+B+C2)	(ix)	(x)	(xi) = (vii)+(x) As a % of (A+B+C2)	(xii)	(xiii)	(xiv)
Trusts		1232	4125931	0	0	4125931	10.9535	0	4125931	10.9535	0	0.0000	NA	2540689
Hindu Undivided Family		14	346487	0	0	346487	0.9199	0	346487	0.9199	0	0.0000	NA	346487
Non Resident Indians (Non Repat)		470	327362	0	0	327362	0.8691	0	327362	0.8691	0	0.0000	NA	327362
Non Resident Indians (Repat)		97	65662	0	0	65662	0.1743	0	65662	0.1743	0	0.0000	NA	62508
Overseas Bodies Corporates		106	47025	0	0	47025	0.1248	0	47025	0.1248	0	0.0000	NA	45184
Clearing Member		1	350	0	0	350	0.0009	0	350	0.0009	0	0.0000	NA	350
Bodies Corporate		213	276369	0	0	276369	0.7337	0	276369	0.7337	0	0.0000	NA	276369
Krutadnya Management And Trading Services Llp		331	3062676	0	0	3062676	8.1308	0	3062676	8.1308	0	0.0000	NA	1482429
Sub Total (B)(3)		1	1568600	0	0	1568600	4.1643	0	1568600	4.1643	0	0.0000	NA	0
Total Public Shareholding (B)= (B)(1)+(B)(2)+(B)(3)		22812	8991418	0	0	8991418	23.8704	0	8991418	23.8704	0	0.0000	NA	6674275
		22855	10280652	0	0	10280652	27.2931	0	10280652	27.2931	0	0.0000	NA	7961565



[Handwritten Signature]

Details of the shareholders acting as persons in Concert including their Shareholding (No. and %):

No. of shareholders	No. of Shares

Details of Shares which remain unclaimed may be given hear along with details such as number of shareholders, outstanding shares held in demat/unclaimed suspense account, voting rights which are frozen etc.

Note :

(1) PAN would not be displayed on website of Stock Exchange(s).

(2) The above format needs to disclose name of all holders holding more than 1% of total number of shares

(3) W.r.t. the information pertaining to Depository Receipts, the same may be disclosed in the respective columns to the extent information available and the balance to be disclosed as held by custodian.

BF Investment Limited

Table IV - Statement showing shareholding pattern of the Non Promoter- Non Public shareholder

Category & Name of the shareholders	PAN	Nos. of share holders	No. of fully paid up equity shares held	Partly paid-up equity shares held	No. of shares underlying Depository Receipts	Total nos. shares held	Shareholding % calculated as per SCRR, 1957 As a % of (A+B+C2)	Number of Voting Rights held in each class of securities			No. of Shares Underlying Outstanding convertible securities (including Warrants)	Shareholding, as a % assuming full conversion of convertible securities (as a percentage of diluted share capital)	Number of Locked in shares		Number of Shares pledged or otherwise encumbered				
								No of Voting Rights	Class eg: X	Class eg: Y			Total	Total as a % of (A+B+C)	As a % of total Shares held(b)	No. (a)	As a % of total Shares held(b)	No. (a)	Number of equity shares held in dematerialised form
(I)	(II)	(III)	(IV)	(V)	(VI)	(VII) = (IV)+(V)+(VI)	(VIII) As a % of (A+B+C2)	(IX)	(X)	(XI) = (VII)+(X) As a % of (A+B+C2)	(XII)	(XIII)	(XIV)						
1 Custodian/DR Holder		0	0	0	0	0	0.0000	0	0	0.0000	0	0.0000	0	0.0000	NA	NA	0		
Employee Benefit Trust (under SEBI (Share based Employee Benefit) Regulations, 2014)		0	0	0	0	0	0.0000	0	0	0.0000	0	0.0000	0	0.0000	NA	NA	0		
Total Non-Promoter- Non Public Shareholding (C)= (C)(1)+(C)(2)		0	0	0	0	0	0.0000	0	0	0.0000	0	0.0000	0	0.0000	NA	NA	0		

Note :

- (1) PAN would not be displayed on website of Stock Exchange(s).
- (2) The above format needs to disclose name of all holders holding more than 1% of total number of shares
- (3) W.r.t. the information pertaining to Depository Receipts, the same may be disclosed in the respective columns to the extent information available and the balance to be disclosed as held by custodian.

