

B F I N V E S T M E N T

CIN L65993PN2009PLC134021

BFUL/NSE/BSE/

January 11, 2017

The Secretary,
National Stock Exchange of India Ltd.
Exchange Plaza, Bandra-Kurla Complex
Bandra (E)
Mumbai 400 051
Symbol : BFINVEST

Dept. of Corporate Services
BSE Ltd.
Phiroze Jeejeebhoy Towers,
Dalal Street,
Mumbai 400 001.
Scrip Code - 533303

Kind Attn : Ms.Neha Gada, Manager,

Dear Sir,

Re :- Regulation 31 of SEBI (Listing Obligations and Disclosure Requirements) Regulations, 2015 – Shareholding pattern as on 31st December, 2016

As required under Regulation 31 of SEBI (Listing Obligations and Disclosure Requirements) Regulations, 2015 we are sending herewith shareholding pattern of the company in the prescribed format for the quarter ended 31st December, 2016.

Thanking you,

Yours faithfully,
For BF Investment Limited



S. R. Kshirsagar
Company Secretary

Encls :- As above.



KALYANI
GROUP COMPANY

Correspondence Address:
Cybar City, Tower 15, Level 6, Office 602,
Magarpatta City, Hadapsar, Pune 411013.
Phone: +91-20-6629 2550/26


BF INVESTMENT

Shareholding Pattern under Regulation 31 of SEBI (Listing Obligations and Disclosure Requirements) Regulations, 2015

1.	Name of Listed Entity: BF Investment Limited
2.	Scrip Code/Name of Scrip/Class of Security: 533303
3.	Share Holding Pattern Filed under: Reg. 31(1)(a)/Reg. 31(1)(b)/Reg.31(1)(c) : Reg. 31(1)(b) a. If under 31(1)(b) then indicate the report for Quarter ending : 31st December, 2016 b. If under 31(1)(c) then indicate date of allotment/extinguishment
4.	Declaration: The Listed entity is required to submit the following declaration to the extent of submission of information:-

	Particulars	Yes*	No*
1	Whether the Listed Entity has issued any partly paid up shares?		No
2	Whether the Listed Entity has issued any Convertible Securities or Warrants?		No
3	Whether the Listed Entity has any shares against which depository receipts are issued?		No
4	Whether the Listed Entity has any shares in locked-in?		No
5	Whether any shares held by promoters are pledge or otherwise encumbered?		No

* If the Listed Entity selects the option 'No' for the questions above, the columns for the partly paid up shares, Outstanding Convertible Securities/Warrants, depository receipts, locked-in shares, No of shares pledged or otherwise encumbered by promoters, as applicable, shall not be displayed at the time of dissemination on the Stock Exchange website. Also wherever there is 'No' declared by Listed Entity in above table the values will be considered as 'Zero' by default on submission of the format of holding of specified securities.




BF INVESTMENT

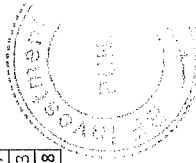
BF Investment Limited

Table I - Summary Statement holding of specified securities

Category	Category of shareholder	Nos. of shareholders	No. of fully paid up equity shares held	No. of Partly paid up equity shares held	No. of shares underlying Depository Receipts	Total nos. shares held (VII) = (IV)+(V)+(VI)	Shareholding as a % of total no. of shares (calculate as per SCRR, 1957)	Number of Voting Rights held in each class of securities			No. of Shares Underlying Outstanding convertible securities (including Warrants)	Shareholding, as a % assuming full conversion of convertible securities as a percentage of diluted share capital	Number of Locked in shares		Number of Shares pledged or otherwise		Number of equity shares held in dematerialised form	
								Class X	Class Y	Total			As a % of total Shares held (a)	As a % of total Shares held (b)	As a % of total Shares held (a)	As a % of total Shares held (b)		
(I)	(II)	(III)	(IV)	(V)	(VI)	(VII)	(VIII) As a % of (A+B+C2)	(IX)			(X)	(XI) = (VII)+(X) As a % of (A+B+C2)	(XII)		(XIII)		(XIV)	
(A)	Promoter & Promoter Group	21	27386976	0	0	27386976	72.7069	27386976	0	27386976	72.7069	0	0.0000	0	0.0000	0	0.0000	27386968
(B)	Public	23791	10280652	0	0	10280652	27.2931	10280652	0	10280652	27.2931	0	0.0000	0	0.0000	NA	NA	7921356
(C)	Non Promoter - Non Public	0	0	0	0	0	0.0000	0	0	0	0.0000	0	0.0000	0	0.0000	NA	NA	0
(C1)	Shares Underlying DRs	0	0	0	0	0	0.0000	0	0	0	0.0000	0	0.0000	0	0.0000	NA	NA	0
(C2)	Shares Held By Employee Trust	0	0	0	0	0	0.0000	0	0	0	0.0000	0	0.0000	0	0.0000	NA	NA	0
	Total	23812	37667628	0	0	37667628	100.0000	37667628	0	37667628	100.0000	0	100.0000	0	0.0000	0	0.0000	35308324

BF INVESTMENT



[Signature]

BF Investment Limited
Table II - Statement showing shareholding pattern of the Promoter and Promoter Group

Category & Name of the shareholders	PAN	(i)	(ii)	(iii)	(iv)	(v)	(vi)	(vii) = (iv)+(v)+(vi)	Shareholding % calculated as per SCRR, 1957 As a % of (A+B+C2)	Number of Voting Rights held in			Shareholding, as a % assuming full conversion of convertible securities (as a percentage of diluted share capital)	Number of		Number of equity shares held in dematerialised form	
										No. of Voting Rights	Class eg: X Y	Total (A+B+C)		As a % of total Shares held (a)	As a % of total Shares held (b)		
1																	
(a) Individuals / Hindu Undivided Family																	
Gaurishankar Neelkanth Kalyani	ABAPK7885J	8	102942	0	0	0	0	102942	0.2733	102942	0	0.2733	0	0.0000	0	0.0000	102934
Amit Babasaheb Kalyani	ABAPK7869A	1	63779	0	0	0	63779	0.1693	0.1693	63779	0	0.1693	0	0.0000	0	0.0000	63779
Babasaheb Neelkanth Kalyani	ABIPK5782A	1	28270	0	0	0	28270	0.0751	0.0751	28270	0	0.0751	0	0.0000	0	0.0000	28270
Rohini Gaurishankar Kalyani	ABGPK1583K	1	7204	0	0	0	7204	0.0191	0.0191	7204	0	0.0191	0	0.0000	0	0.0000	7204
Dr. Meera Kheny	AFJPK6538F	1	700	0	0	0	700	0.0019	0.0019	700	0	0.0019	0	0.0000	0	0.0000	700
Ashok Kumar Kheny	AFUPK7508Q	1	581	0	0	0	581	0.0015	0.0015	581	0	0.0015	0	0.0000	0	0.0000	581
Sugandha Jai Hiremath	AACP8169D	1	400	0	0	0	400	0.0011	0.0011	400	0	0.0011	0	0.0000	0	0.0000	400
Sulochana Neelkanth Kalyani	ABAPK7872P	1	8	0	0	0	8	0.0000	0.0000	8	0	0.0000	0	0.0000	0	0.0000	0
(b) Central Government / State Government(s)																	
(c) Financial Institutions / Banks																	
(d) Any Other (Specify)																	
Bodies Corporate																	
Ajinkya Investment And Trading Company	AABCA5459K	13	27284034	0	0	0	27284034	72.4336	72.4336	27284034	0	72.4336	0	0.0000	0	0.0000	27284034
Sundaram Trading And Investment Pvt Ltd	AACCS6027N	1	10292103	0	0	0	10292103	27.3235	27.3235	10292103	0	27.3235	0	0.0000	0	0.0000	10292103
Ksl Holdings Private Limited	AABCK8510H	2	9543068	0	0	0	9543068	25.3349	25.3349	9543068	0	25.3349	0	0.0000	0	0.0000	9543068
Pih Finvest Company Limited	AAACP6085F	1	5054091	0	0	0	5054091	13.4176	13.4176	5054091	0	13.4176	0	0.0000	0	0.0000	5054091
Jannhavi Investment Private Limited	AAACJ4428N	1	1424885	0	0	0	1424885	3.7828	3.7828	1424885	0	3.7828	0	0.0000	0	0.0000	1424885
Rajgad Trading Company Pvt.Ltd.	AAACR8546F	1	458514	0	0	0	458514	1.2173	1.2173	458514	0	1.2173	0	0.0000	0	0.0000	458514
Kalyani Consultants Pvt.Ltd.	AAACK7314C	1	151674	0	0	0	151674	0.4027	0.4027	151674	0	0.4027	0	0.0000	0	0.0000	151674
Dandakaranya Investment And Trading Pvt.Ltd.	AAACD7367E	1	1495000	0	0	0	1495000	0.3969	0.3969	1495000	0	0.3969	0	0.0000	0	0.0000	1495000
Campanula Investment & Finance Pvt.Ltd	AAACQ7261L	1	95000	0	0	0	95000	0.2522	0.2522	95000	0	0.2522	0	0.0000	0	0.0000	95000
Cornflower Investment & Finance Pvt.Ltd	AAACC7259A	1	61389	0	0	0	61389	0.1630	0.1630	61389	0	0.1630	0	0.0000	0	0.0000	61389
Hastinapur Investment & Trading Pvt.Ltd	AAACH5159G	1	41900	0	0	0	41900	0.1112	0.1112	41900	0	0.1112	0	0.0000	0	0.0000	41900
Dronacharya Investment & Trading Pvt.Ltd	AAACD7369L	1	6267	0	0	0	6267	0.0166	0.0166	6267	0	0.0166	0	0.0000	0	0.0000	6267
Sub Total (A)(1)		21	27386976	0	0	0	27386976	72.7069	72.7069	27386976	0	72.7069	0	0.0000	0	0.0000	27386968

BF INVESTMENT


BF Investment Limited
Table II - Statement showing shareholding pattern of the Promoter and Promoter Group

Category & Name of the shareholders	PAN	(I)	(II)	(III)	(IV)	(V)	(VI)	(VII) = (IV)+(V)+(VI)	(VIII) As a % of (A+B+C2)	Number of Voting Rights held in			No. of Shares Underlying Outstanding convertible securities (including Warrants)	Shareholding, as a % assuming full conversion of convertible securities (as a percentage of diluted share capital)	Number of		Number of equity shares held in dematerialised form				
										Nos. of shares held	Partly paid-up equity shares held	No. of underlying Depository Receipts			Total nos. shares held	Shareholding % as per SCRR, 1957 As a % of (A+B+C2)		Class eg: X, Y	Total (A+B+C)	As a % of total Shares held (a)	No. Shares held (b)
2 Foreign																					
(a) Individuals (Non-Resident Individuals / Foreign Individuals)				0	0	0	0	0	0.0000	0	0	0	0	0.0000	0	0.0000	0	0.0000			
(b) Government				0	0	0	0	0	0.0000	0	0	0	0	0.0000	0	0.0000	0	0.0000			
(c) Institutions				0	0	0	0	0	0.0000	0	0	0	0	0.0000	0	0.0000	0	0.0000			
(d) Foreign Portfolio Investor				0	0	0	0	0	0.0000	0	0	0	0	0.0000	0	0.0000	0	0.0000			
(e) Any Other (Specify)				0	0	0	0	0	0.0000	0	0	0	0	0.0000	0	0.0000	0	0.0000			
Sub Total (A)(2)				0	0	0	0	0	0.0000	0	0	0	0	0.0000	0	0.0000	0	0.0000			
Total Shareholding Of Promoter And Promoter Group (A) = (A)(1)+(A)(2)				21	27386976	0	0	27386976	72.7069	27386976	0	27386976	72.7069	0	72.7069	0	0.0000	27386968			

Details of Shares which remain unclaimed may be given hear along with details such as number of shareholders, outstanding shares held in demat/unclaimed suspense account, voting rights which are frozen etc.

Note :

- (1) PAN would not be displayed on website of Stock Exchange(s)
- (2) The term 'Encumbrance' has the same meaning as assigned under regulation 28(3) of SEBI (Substantial Acquisition of Shares and Takeovers) Regulations, 2011.



BF INVESTMENT

BF Investment Limited

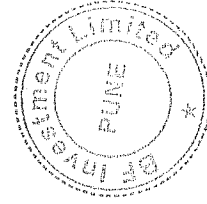
Table III - Statement showing shareholding pattern of the Public shareholder

Category & Name of the shareholders	PAN	(i)	(ii)	(iii)	(iv)	(v)	(vi)	(vii) = (iv)+(v)+(vi)	(viii) As a % of (A+B+C2)	Number of Voting Rights held in each class of securities			No. of Shares Underlying Outstanding convertible securities (including Warrants)	Shareholding, as a % assuming full conversion of convertible securities (as a percentage of diluted share capital) (XI) = (VII)+(X) As a % of (A+B+C2)	Number of Locked in shares	Shares pledged or	As a % of total Shares held (b)	Number of equity shares held in dematerialised form								
										Nos. of shareholders	No. of fully paid up equity shares held	Partly paid-up equity shares held							No. of shares underlying Depository Receipts	Shareholding calculated as per SCRR, 1957 As a % of (A+B+C2)	Total nos. shares held	Class eg: X leg: Y Total	Total as a % of (A+B+C)	No. (a)	No. (a)	No. (a)
1. Institutions																										
(a) Mutual Fund		7	333716	0	0	0	333716	0.8859	0.8859	0	0	0	0.8859	0	0.0000	NA	NA	333526								
(b) Venture Capital Funds		0	0	0	0	0	0	0.0000	0.0000	0	0	0	0.0000	0	0.0000	NA	NA	0								
(c) Alternate investment Funds		0	0	0	0	0	0	0.0000	0.0000	0	0	0	0.0000	0	0.0000	NA	NA	0								
(d) Foreign Venture Capital Investors		0	0	0	0	0	0	0.0000	0.0000	0	0	0	0.0000	0	0.0000	NA	NA	0								
(e) Foreign Portfolio Investor		6	254015	0	0	0	254015	0.6744	0.6744	0	0	0	0.6744	0	0.0000	NA	NA	253965								
(f) Financial Institutions / Banks		17	26029	0	0	0	26029	0.0691	0.0691	0	0	0	0.0691	0	0.0000	NA	NA	24325								
(g) Insurance Companies		1	160127	0	0	0	160127	0.4251	0.4251	0	0	0	0.4251	0	0.0000	NA	NA	160127								
(h) Provident Funds/ Pension Funds		0	0	0	0	0	0	0.0000	0.0000	0	0	0	0.0000	0	0.0000	NA	NA	0								
(i) Any Other (Specify)		0	0	0	0	0	0	0.0000	0.0000	0	0	0	0.0000	0	0.0000	NA	NA	0								
Sub Total (B)(1)		31	773887	0	0	0	773887	2.0545	2.0545	0	0	0	2.0545	0	0.0000	NA	NA	771943								
Central Government/ State Government(s)/																										
President of India																										
Sub Total (B)(2)		0	0	0	0	0	0	0.0000	0.0000	0	0	0	0.0000	0	0.0000	NA	NA	0								
3. Non-Institutions																										
(a) Individuals																										
i. Individual shareholders holding nominal share capital up to Rs. 2 lakhs.		22474	4799916	0	0	0	4799916	12.7428	12.7428	0	0	0	12.7428	0	0.0000	NA	NA	4027806								
ii. Individual shareholders holding nominal share capital in excess of Rs. 2 lakhs.		10	740427	0	0	0	740427	1.9657	1.9657	0	0	0	1.9657	0	0.0000	NA	NA	740427								
(b) NBFCs registered with RBI		0	0	0	0	0	0	0.0000	0.0000	0	0	0	0.0000	0	0.0000	NA	NA	0								
(c) Employee Trusts		0	0	0	0	0	0	0.0000	0.0000	0	0	0	0.0000	0	0.0000	NA	NA	0								
(d) Overseas Depositories(holding DRs) (balancing figure)		0	0	0	0	0	0	0.0000	0.0000	0	0	0	0.0000	0	0.0000	NA	NA	0								



Sd/-

BF INVESTMENT



BF Investment Limited														
Table III - Statement showing shareholding pattern of the Public shareholder														
Category & Name of the shareholders	PAN	Nos. of shareholders	No. of fully paid up equity shares held	Partly paid-up equity shares held	No. of shares underlying Depository Receipts	Shareholding % calculated as per SCRR, 1957 As a % of (A+B+C2)	Number of Voting Rights held in each class of securities			Shareholding, as a % assuming full conversion of convertible securities (as a percentage of diluted share capital) (XI)= (VII)+(X) As a % of (A+B+C2)	Number of Locked in shares (a)	Shares pledged or	Number of equity shares held in demat form (b)	
							No of Voting Rights	Class eg: X	Y					Total
	(i)	(ii)	(iii)	(iv)	(v)	(vi)	(viii) As a % of (A+B+C2)	(ix)	(ix)	(xi)	(xii)	(xiii)	(xiv)	
(e) Any Other (Specify)			1276	3966422	0	0	3966422	10.5301	0	10.5301	0	0.0000	NA	2381180
Trusts			13	344487	0	0	344487	0.9145	0	0.9145	0	0.0000	NA	344487
Hindu Undivided Family			522	415721	0	0	415721	1.1037	0	1.1037	0	0.0000	NA	415721
Non Resident Indians (Non Repat)			93	52092	0	0	52092	0.1383	0	0.1383	0	0.0000	NA	48938
Non Resident Indians (Repat)			90	44117	0	0	44117	0.1171	0	0.1171	0	0.0000	NA	42276
Overseas Bodies Corporates			1	350	0	0	350	0.0009	0	0.0009	0	0.0000	NA	350
Clearing Member			183	238075	0	0	238075	0.6320	0	0.6320	0	0.0000	NA	238075
Bodies Corporate			374	2871580	0	0	2871580	7.6235	0	7.6235	0	0.0000	NA	1291333
Krutadnya Management And Trading Services Lip	AANFK3728N			1568600	0	0	1568600	4.1643	0	4.1643	0	0.0000	NA	0
Sub Total (B)(3)			23760	9506765	0	0	9506765	25.2386	0	25.2386	0	0.0000	NA	7149413
Total Public Shareholding (B)= (B)(1)+(B)(2)+(B)(3)			23791	10280652	0	0	10280652	27.2931	0	27.2931	0	0.0000	NA	7921356

Details of the shareholders acting as persons in Concert including their Shareholding (No. and %):

No. of shareholders	No. of Shares

Details of Shares which remain unclaimed may be given hear along with details such as number of shareholders, outstanding shares held in demat/unclaimed suspense account, voting rights which are frozen etc.

Note :

- (1) PAN would not be displayed on website of Stock Exchange(s).
- (2) The above format needs to disclose name of all holders holding more than 1% of total number of shares
- (3) W.r.t. the information pertaining to Depository Receipts, the same may be disclosed in the respective columns to the extent information available and the balance to be disclosed as held by custodian.

BF INVESTMENT

BF Investment Limited

Table IV - Statement showing shareholding pattern of the Non Promoter- Non Public shareholder

Category & Name of the shareholders	PAN	Nos. of equity shares held	No. of fully paid up equity shares held	Partly paid-up equity shares held	No. of shares underlying Depository Receipts	Total nos. shares as a % of (A+B+C2)	Shareholding % calculated as per SCRR, 1957 As a % of (A+B+C2)	Number of Voting Rights held in each class of securities		No. of Shares Underlying Outstanding convertible securities (including Warrants)	Shareholding % assuming full conversion of convertible securities (as a percentage of diluted share capital)	Number of Locked in shares		Number of Shares pledged or otherwise		Number of equity shares held in dematerialised form				
								No of Voting Rights	Class eg: X			Total	Class eg: Y	Total	Class eg: Y		No. (a)	As a % of total Shares held (b)	No. (a)	As a % of total Shares held (b)
1		0	0	0	0	0	0.0000	0	0	0	0.0000	0	0	0	0	0	0			
	(I)																			
2		0	0	0	0	0	0.0000	0	0	0	0.0000	0	0	0	0	0	0			
		0	0	0	0	0	0.0000	0	0	0	0.0000	0	0	0	0	0	0			

Note

- (1) PAN would not be displayed on website of Stock Exchange(s).
- (2) The above format needs to disclose name of all holders holding more than 1% of total number of shares
- (3) W.r.t. the information pertaining to Depository Receipts, the same may be disclosed in the respective columns to the extent information available and the balance to be disclosed as held by custodian.

