

BF INVESTMENT

BFIL/NSE/BSE/PSE/

January 17, 2014

The Secretary,
National Stock Exchange of India Ltd.
Exchange Plaza, Bandra-Kurla Complex
Bandra (E)
Mumbai 400 051
Symbol : BFINVEST

Registered A.D.

Fax - 022-2659 8237 /38, 2659 8347 /48

Dept. of Corporate Services
Bombay Stock Exchange
Phiroze Jeejeebhoy Towers,
Dalal Street,
Mumbai 400 001.
Scrip Code - 533303

Kind Attn : Ms.Neha Gada, Manager,
Fax No.022-22723121/3719/2037

The Secretary,
Pune Stock Exchange Ltd.,
'Shivleela Chambers',
752, Sadashiv Peth,
R. B. Kumathekar Marg,
Pune 411 030.

Fax No. 020-24460082 / 83

Sir,

**Re :- Clause No.35 of Listing Agreement –
Shareholding pattern as on 31st December, 2013**

As required under Clause 35 of the Listing Agreement we are sending herewith shareholding pattern of the company in the prescribed format for the quarter ended December 31, 2013.

Thanking you,

Yours faithfully,
For BF Investment Limited



S. R. Kshirsagar
Company Secretary

Encls :- As above.



KALYANI
GROUP COMPANY

BF INVESTMENT LIMITED, MUNDHWA, PUNE CANTONMENT, PUNE 411 036, MAHARASHTRA, INDIA


Phone : +91-20-26822552, 26702777 Fax : +91-20-26823061

Email : bfinvestment@vsnl.net

BF INVESTMENT


Introductory sub-table (I)(a)

Name of the Company: BF INVESTMENT LIMITED			
Scrp Code, Name of the scrip, class of security: 533303, BFINVEST, EQUITY			
Quarter ended: 31ST DECEMBER, 2013			
Partly paid-up shares:-			
	No. of partly paid-up shares	As a % of total no. of partly paid-up shares	As a % of total no. of shares of the company
Held by promoter/promoter group		#DIV/0!	0
Held by public		#DIV/0!	0
Total	0	#DIV/0!	0
Outstanding convertible securities:-			
	No. of outstanding securities	As a % of total no. of outstanding convertible securities	As a % of total no. of shares of the company, assuming full conversion of the convertible securities
Held by promoter/promoter group		#DIV/0!	0
Held by public		#DIV/0!	0
Total	0	#DIV/0!	0
Warrants:-			
	No. of warrants	As a % of total no. of warrants	As a % of total no. of shares of the company, assuming full conversion of warrants
Held by promoter/promoter group		#DIV/0!	0
Held by public		#DIV/0!	0
Total	0	#DIV/0!	0
Total paid-up capital of the company, assuming full conversion of warrants and convertible securities		37667628	



Sattar

BF INVESTMENT




Public shareholding										
I Institutions										
(a)	Mutual Funds/ UTI	7	1909	1719	0.01	0.01	0.01	0.01		
(b)	Financial Institutions/ Banks	14	3432	1728	0.01	0.01	0.01	0.01		
(c)	Central Government/ State Government(s)	-	-	-	0.00	0.00	0.00	0.00		
(d)	Venture Capital Funds	-	-	-	0.00	0.00	0.00	0.00		
(e)	Insurance Companies	1	160127	160127	0.43	0.43	0.43	0.43		
(f)	Foreign Institutional Investors	11	714184	714134	1.90	1.90	1.90	1.90		
(g)	Foreign Venture Capital Investors	-	-	-	0.00	0.00	0.00	0.00		
(h)	Qualified Foreign Investor	-	-	-	0.00	0.00	0.00	0.00		
(i)	Any Other (specify)	-	-	-	0.00	0.00	0.00	0.00		
(i-i)					0.00	0.00	0.00	0.00		
(i-ii)										
	Sub-Total (B)(1)	33	879652	877708	2.34	2.34	2.34	2.34		
B 2 Non-institutions										
(a)	Bodies Corporate	462	2976938	1396550	7.90	7.90	7.90	7.90	10377	0.35
(b)	Individuals				0.00	0.00	0.00	0.00		
I	Individuals -i. Individual shareholders holding nominal share capital up to Rs 1 lakh	25866	5032394	4164680	13.36	13.36	13.36	13.36	31230	0.62
II	ii. Individual shareholders holding nominal share capital in excess of Rs. 1 lakh.	13	817202	817202	2.17	2.17	2.17	2.17		
(c)	Qualified Foreign Investor	-	-	-	0.00	0.00	0.00	0.00		
(d)	Any Other (specify)				0.00	0.00	0.00	0.00		
(d-i)	Clearing Member	82	40683	40683	0.11	0.11	0.11	0.11	0	0.00
(d-ii)	Non Resident Indian (Repat)	96	155003	153162	0.41	0.41	0.41	0.41	0	0.00
(d-iii)	Non Resident Indian (Non Repat)	82	33993	30839	0.09	0.09	0.09	0.09		
(d-iii)	Overseas Bodies Corporates	1	350	350	0.00	0.00	0.00	0.00		
(d-iv)	Trusts	12	344437	344437	0.91	0.91	0.91	0.91		
	Sub-Total (B)(2)	26614	9401000	6947903	24.96	24.96	24.96	24.96	41607	0.44
(B)	Total Public Shareholding (B)= (B)(1)+(B)(2)	26647	10280652	7825611	27.29	27.29	27.29	27.29	41607	0.40
	TOTAL (A)+(B)	26669	37667628	35212579	100.00	100.00	100.00	100.00	41607	0.11

S. S. S.

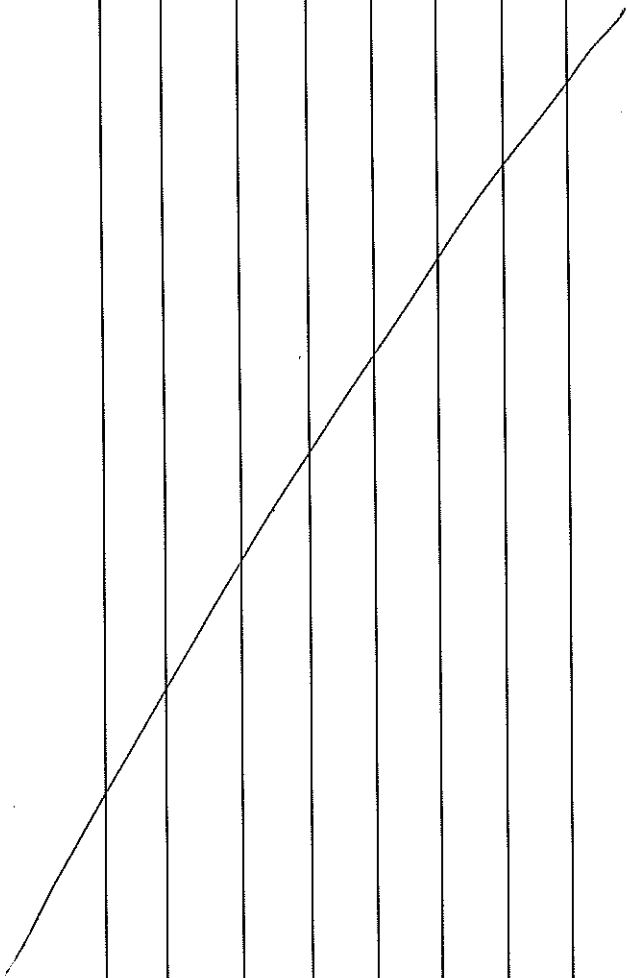
BF INVESTMENT

	(C) Shares held by Custodians and against which Depository Receipts have been issued												
1	Promoter and Promoter Group	-	-	-	-	-	-	-	-	-	-	-	-
2	Public	-	-	-	-	-	-	-	-	-	-	-	-
	Sub-Total (C)	0	0	0	0	0	0	0	0	0	0	0	0
	GRAND TOTAL (A)+(B)+(C)	26669	37667628	35212579	100.00	41607	0.11						



BF INVESTMENT

9

Sr.No	Notes
1	
2	
3	
4	
5	
6	
7	
8	
9	



BF INVESTMENT



(1)(b) Statement showing holding of securities (including shares, warrants, convertible securities) of persons belonging to the category "Promoter and Promoter Group"


Sr. No.	Name of the shareholder	Details of Shares held		Encumbered shares (*)		Details of warrants			Details of convertible securities		Total shares (including underlying shares assuming full conversion of warrants and convertible securities) as a % of diluted share capital
		Number of shares held	As a % of grand total (A) + (B) + (C)	No.	As a percentage (V) = (V)/(III)*100	As a % of grand total (A)+(B)+(C) of sub-clause (I)(a)	Number of warrants held	As a % total number of warrants of the same class	Number of convertible securities held	As a % total number of convertible securities of the same class	
(i)	(ii)	(iii)	(iv)	(v)	(vi)	(vii)	(viii)	(ix)	(x)	(xi)	(xii)
1	Mr. B.N. Kalyani - Promoter	7204	0.02	-	0.00	0.00	-	#DIV/0!	-	#DIV/0!	-
2	Ajinkya Investment & Trading Company	10292103	27.32	-	0.00	0.00	-	#DIV/0!	-	#DIV/0!	-
3	Kalyani Investment Company Ltd.	6062342	16.09	-	0.00	0.00	-	#DIV/0!	-	#DIV/0!	-
4	KSL Holdings Pvt. Ltd.	4353472	11.56	-	0.00	0.00	-	#DIV/0!	-	#DIV/0!	-
5	Sundaram Trading and Investment Pvt. Ltd.	2276660	6.04	-	0.00	0.00	-	#DIV/0!	-	#DIV/0!	-
6	Sundaram Trading and Investment Pvt. Ltd.	1904685	5.06	-	0.00	0.00	-	#DIV/0!	-	#DIV/0!	-
7	PIH Finvest Co.Ltd.	1424885	3.78	-	0.00	0.00	-	#DIV/0!	-	#DIV/0!	-
8	Jannhavi investment Pvt. Ltd.	458514	1.22	-	0.00	0.00	-	#DIV/0!	-	#DIV/0!	-
9	Rajgad Trading Co. Pvt. Ltd.	151674	0.40	-	0.00	0.00	-	#DIV/0!	-	#DIV/0!	-
10	Kalyani Consultants Pvt. Ltd.	149500	0.40	-	0.00	0.00	-	#DIV/0!	-	#DIV/0!	-
11	Dandakaranya Investment & Trading Pvt. Ltd.	95000	0.25	-	0.00	0.00	-	#DIV/0!	-	#DIV/0!	-
12	Campanula Investment & Finance Pvt. Ltd.	61389	0.16	-	0.00	0.00	-	#DIV/0!	-	#DIV/0!	-
13	Comflower Investment & Finance Pvt. Ltd.	41900	0.11	-	0.00	0.00	-	#DIV/0!	-	#DIV/0!	-
14	Hastinapur Investment & Trading Pvt. Ltd.	6267	0.02	-	0.00	0.00	-	#DIV/0!	-	#DIV/0!	-
15	Dronacharya Investment & Trading Pvt. Ltd.	5643	0.01	-	0.00	0.00	-	#DIV/0!	-	#DIV/0!	-
Relatives of Promoters											
16	Mr.Gaurishankar Neelkarth Kalyani	63779	0.17	-	0.00	0.00	-	#DIV/0!	-	#DIV/0!	-
17	Mr.Amit B. Kalyani	28270	0.08	-	0.00	0.00	-	#DIV/0!	-	#DIV/0!	-
18	Mrs.Rohini G. Kalyani	2000	0.01	-	0.00	0.00	-	#DIV/0!	-	#DIV/0!	-
19	Dr. Meera Kheny	700	0.00	-	0.00	0.00	-	#DIV/0!	-	#DIV/0!	-
20	Mr.Ashok Kumar Kheny	581	0.00	-	0.00	0.00	-	#DIV/0!	-	#DIV/0!	-
21	Mrs.Sugandha Jai Hiremath	400	0.00	-	0.00	0.00	-	#DIV/0!	-	#DIV/0!	-
22	Mrs.Sutochana Kalyani Jointly Mr.B.N.Kalyani	8	0.00	-	0.00	0.00	-	#DIV/0!	-	#DIV/0!	-
TOTAL		27386976	72.71	0	0.00	0.00	0	#DIV/0!	0	#DIV/0!	0

(*) The term "encumbrance" has the same meaning as assigned to it in regulation 28(3) of the SAST Regulations, 2011

BF INVESTMENT,

(D)(c)(ii) Statement showing holding of securities (including shares, warrants, convertible securities) of persons (together with PAC) belonging to the category "Public" and holding more than 5% of the total number of shares of the company

Sr. No.	Name(s) of the shareholder(s) and the Persons Acting in Concert (PAC) with them	Number of shares	Shares as a percentage of total number of shares {i.e., Grand Total (A)+(B)+(C) indicated in Statement at para (I)(a) above}	Details of warrants		Details of convertible securities		Total shares (including underlying shares assuming full conversion of warrants and convertible securities) as a % of diluted share capital
				Number of warrants	As a % total number of warrants of the same class	Number of convertible securities held	% w.r.t total number of convertible securities of the same class	
1	NIL	0	0.00		#DIV/0!		#DIV/0!	
TOTAL		0	0.00	0	#DIV/0!	0	#DIV/0!	0




S. Patil

BF INVESTMENT

(D)(d) Statement showing details of locked-in shares


Sr. No.	Name of the shareholder	Number of locked-in shares	Locked-in shares as a percentage of total number of shares {i.e., Grand Total (A)+(B)+(C) indicated in Statement at para (D)(a) above}	Promoter / Promoter Group / Public
1	Ajinkya Investment & Trading Company	3180054	8.44	Promoter Group
2	KSL Holdings Pvt. Ltd.	4353472	11.56	Promoter Group
			0.00	
TOTAL		7533526	20.00	



BF INVESTMENT

(II)(a) Statement showing details of Depository Receipts (DRs)

Sr. No.	Type of outstanding DR (ADRs, GDRs, SDRs, etc.)	Number of outstanding DRs	Number of shares underlying outstanding DRs	Shares underlying outstanding DRs as a percentage of total number of shares {i.e., Grand Total (A)+(B)+(C) indicated in Statement at para (D)(a) above}
1	NIL	0	0	0.00
TOTAL		0	0	0.00



BF INVESTMENT

(II)(b) Statement showing holding of Depository Receipts (DRs), where underlying shares held by "promoter/promoter group" are in excess of 1% of the total number of shares

Sr. No.	Name of the DR Holder	Type of outstanding DR (ADRs, GDRs, SDRs, etc.)	Number of shares underlying outstanding DRs	Shares underlying outstanding DRs as a percentage of total number of shares {i.e., Grand Total (A)+(B)+(C) indicated in Statement at para (D)(a) above}
1	NIL	0	0	0.00
TOTAL			0	0.00

